

Cert. No. : ACL24063

Pages : 1 of 8

Calibration Certificate

Equipment : SOUND LEVEL METER
Manufacturer : RION
Model : NL-62 / Microphone UC-59L / Preamplifier NH-26
Serial No.: 00931458 / 01748 / 01553
ID No.: UAE.EFM.025/2564

Condition As Found : GOOD

Customer : UNITED ANALYST AND ENGINEERING CONSULTANT (UAE)
81 SOI UDOMSUK 41, SUKHUMVIT ROAD,
BANGCHAK SUB-DISTRICT,
PHRAKHANONG DISTRICT, BANGKOK 10260
THAILAND.

Location : -
Ambient Temperature : (23.0 ± 3) °C
Pressure : (101.3 ± 3) kPa
Relative Humidity : (50.0 ± 20) %

Received Date : 21 DECEMBER 2023
Calibration Date : 18-19 JANUARY 2024
Date of Issue : 22 JANUARY 2024

Calibrated by : Nathakorn Pisutpaisan

Approved by : (Thanakul Petchurai)

This certificate is issued in accordance with the requirements of ISO/IEC 17025 standard, may not be reproduced other than in full, except with the prior written approval of the head of Calibration Laboratory.

เอกสารควบคุม

Cert. No. : ACL24063

Job No. : VC67AC0034

Pages : 2 of 8

Calibration Procedure : CP-AC-01

Calibration Method :

This equipment was calibrated by follow on IEC-61672-3 (2013) Standard for sound level meter (SLM).
The SLM had tests to Acoustical and Electrical signal tests of frequency weighting with Anechoic chamber and Reference Standard Instruments.
For tests results of each items were made by observation of each Instruments display and also with SLM's display.

Condition of this result of calibration :

1. Reference Standard Instruments :

Instrument	Model	Serial No.	Cert. No.	Due Date
Waveform Generator	33210A	MY48017076	EF-0009-23	07-FEB-24
Waveform Generator	33511B	MY52302742	EF-0010-23	07-FEB-24
Digital Multimeter	33461A	MY53220104	EEL.BP 30/0266	13-FEB-24
Digital Multimeter	33461A	MY53220076	EEL.BP 29/0266	13-FEB-24
Digital Multimeter	34461A	MY60024273	EEL.BP 31/0266	14-FEB-24
Programmable Attenuator	MAT-1070	62100114	EF-0011-23	08-FEB-24
Condenser Microphone	4180	2977900	AA-1001-23	14-FEB-24
Measuring Amplifier	NA-42KAI	34560495	AA-3002-23	14-FEB-24

2. This result of calibration was found accurate as shown on date and place of calibration for this calibrated item only.

3. This certificate is traceable to the international system of unit maintained at :

- 3.1 National Institute of Metrology (Thailand).
- 3.2 Thailand Institute of Scientific and Technological Research (TISTR).

เอกสารควบคุม

SITHIPORN ASSOCIATES CO., LTD.
CALIBRATION LABORATORY

451-451/1 Sirinthorn Road, Bangbunru, Bangplud, Bangkok, 10700 Thailand
Tel. +66 2433 8331 Email: calibration@sithiporn.com



Cert. No. : ACL24063
Job No. : VC67AC0034
Pages : 3 of 8

Summary of Measurement Result :

Parameter	Uncertainty (dB)	Maximum-permitted uncertainty of measurement (dB)
1. Absolute sensitivity	0.2	N/A
2. Self-generated noise	0.3	N/A
3. Acoustical signal tests of frequency weightings		
125 Hz	0.3	0.6
1000 Hz	0.3	0.6
8000 Hz	0.3	0.7
4. Electrical signal tests of frequency weightings		
For 10 Hz to 4 kHz	0.3	0.6
For > 4 kHz to 10 kHz	0.3	0.7
For > 10 kHz to 20 kHz	0.3	1.0
5. Frequency and time weightings at 1 kHz	0.2	0.2
6. Long - term stability	0.1	0.1
7. Level linearity on the reference level range	0.2	0.3
8. Level linearity including the level range control	0.2	0.3
9. Tone burst response	0.2	0.3
10. Peak C sound level	0.2	0.35
11. Overload indication	0.2	0.25
12. High level stability	0.1	0.1

เอกสารนี้เป็นเอกสารของบริษัท

SITHIPORN ASSOCIATES CO., LTD.
CALIBRATION LABORATORY

451-451/1 Sirinthorn Road, Bangbunru, Bangplud, Bangkok, 10700 Thailand
Tel. +66 2433 8331 Email: calibration@sithiporn.com



Cert. No. : ACL24063
Job No. : VC67AC0034
Pages : 4 of 8

Result of calibration :

1. Absolute sensitivity

Reference Acoustic Signal (dB)	Measured Value (dB)	Deviation (dB)	Acceptance Limit (dB)
93.9 (93.98)	94.0	0.0	±0.3

2. Self-generated noise

2.1 Normal test

Measured Value (dB)
15.8

2.2 The microphone of the sound level meter was replaced by electrical signal input device.

Frequency Weighting	Measured value (dB)
A - weight	11.8
C - weight	16.5
Flat	23.7

3. Acoustical signal tests of frequency weightings

Meter free-field acoustic response at a level of 84 dB

Frequency (Hz)	Deviation from various frequency weighting response curve (dB)			
	Flat	C-weight	A-weight	Acceptance Limits
125	-0.7	-0.6	-0.6	± 1.0
1000	0.2	0.2	0.2	± 0.7
8000	0.2	0.2	0.2	+ 1.5, - 2.5

เอกสารนี้เป็นเอกสารของบริษัท

SITHIPORN ASSOCIATES CO., LTD.
CALIBRATION LABORATORY

451-451/1 Sirinthorn Road, Bangbunru, Bangplud, Bangkok, 10700 Thailand
Tel. +66 2433 8331 Email : calibration@sithiporn.com



Cert. No. : ACL24063
Job No. : VC67AC0034
Pages : 5 of 8

4. Electrical signal tests of frequency weightings

Weighting network response with relative to 1 kHz.

Frequency (Hz)	Deviation from various frequency weighting response curve (dB)			
	Flat	C-weight	A-weight	Acceptance Limits
63	0.1	0.0	0.0	±1.0
125	0.1	0.1	0.1	±1.0
250	0.1	0.0	0.0	±1.0
500	0.0	0.1	0.0	±1.0
1000	0.0	0.0	0.0	±1.0
2000	0.0	0.1	0.0	±1.0
4000	0.0	0.0	0.0	±1.0
8000	0.0	0.1	0.1	+ 1.5, - 2.5
16000	0.0	-1.2	-1.1	+ 2.5, -16.0

5. Frequency and time weightings at 1 kHz

5.1 Frequency weightings at 1 kHz

Frequency Weighting	Anticipated Value (dB)	Measured Value (dB)	Deviated Value (dB)	Acceptance Limits (dB)
A - weight	94.0	94.0	0.0	± 0.2
C - weight	94.0	94.0	0.0	± 0.2
Flat	94.0	94.0	0.0	± 0.2

5.2 Time weighting at 1 kHz

Frequency Weighting	Anticipated Value (dB)	Measured Value (dB)	Deviated Value (dB)	Acceptance Limits (dB)
Fast	94.0	94.0	0.0	± 0.1
Slow	94.0	94.0	0.0	± 0.1
Leq	94.0	94.0	0.0	± 0.1

6. Long - term stability

Frequency Weighting	SLM Display at initial (dB)	SLM Display at final (dB)	Deviated Value (dB)	Acceptance Limits (dB)
A - weight	94.0	94.1	0.1	± 0.1

เอกสารนี้

SITHIPORN ASSOCIATES CO., LTD.
CALIBRATION LABORATORY

451-451/1 Sirinthorn Road, Bangbunru, Bangplud, Bangkok, 10700 Thailand
Tel. +66 2433 8331 Email : calibration@sithiporn.com



Cert. No. : ACL24063
Job No. : VC67AC0034
Pages : 6 of 8

7. Level linearity on the reference level range

Anticipated Value (dB)	Measured Value (dB)	Deviated Value (dB)	Acceptance Limits (dB)
137.0	137.0	0.0	±0.8
136.0	136.0	0.0	±0.8
135.0	135.0	0.0	±0.8
134.0	134.0	0.0	±0.8
133.0	133.0	0.0	±0.8
132.0	132.0	0.0	±0.8
131.0	131.0	0.0	±0.8
129.0	129.0	0.0	±0.8
124.0	124.0	0.0	±0.8
119.0	119.0	0.0	±0.8
114.0	114.0	0.0	±0.8
109.0	109.0	0.0	±0.8
104.0	104.0	0.0	±0.8
99.0	99.0	0.0	±0.8
94.0	94.0	0.0	±0.8
89.0	89.0	0.0	±0.8
84.0	84.0	0.0	±0.8
79.0	79.0	0.0	±0.8
74.0	74.0	0.0	±0.8
69.0	69.0	0.0	±0.8
64.0	64.0	0.0	±0.8
59.0	59.0	0.0	±0.8
54.0	54.0	0.0	±0.8
49.0	49.0	0.0	±0.8
44.0	44.0	0.0	±0.8
39.0	38.9	-0.1	±0.8
34.0	34.0	0.0	±0.8
30.0	29.9	-0.1	±0.8
29.0	29.0	0.0	±0.8
28.0	28.0	0.0	±0.8
27.0	27.0	0.0	±0.8
26.0	26.0	0.0	±0.8
25.0	25.0	0.0	±0.8

เอกสารนี้

SITHIPORN ASSOCIATES CO., LTD.
CALIBRATION LABORATORY

451-451/1 Sirinthorn Road, Bangbunru, Bangplud, Bangkok, 10700 Thailand
Tel. +66 2433 8331 Email : calibration@sithiporn.com

SITHIPORN
associates



Cert. No. : ACL24063
Job No. : VC67AC0034
Pages : 7 of 8

8. Level linearity including the level range control

Range	Anticipated Value (dB)	Measured Value (dB)	Deviated Value (dB)	Acceptance Limits (dB)
Auto	94.0	94.0	0.0	±0.8

9. Tone burst response

Time Weighting	Tone burst duration, Tb (ms)	Cycle	Anticipated Value (dB)	Measured Value (dB)	Deviated Value (dB)	Acceptance Limits (dB)
Fast	0.25	1	108.0	108.0	0.0	1.0 ; -3.0
	2	8	117.0	117.0	0.0	1.0 ; -1.5
	200	800	134.0	134.1	0.1	±0.5
Slow	2	8	108.0	108.0	0.0	1.0 ; -3.0
	200	800	127.6	127.6	0.0	±0.5
SEL	0.25	1	99.0	98.9	-0.1	1.0 ; -3.0
	2	8	108.0	108.0	0.0	1.0 ; -1.5
	200	800	128.0	128.1	0.1	±0.5

10. Peak C sound level

Number of cycle in test signal	Anticipated Value (dB)	Measured Value, Lcpeak (dB)	Deviated Value (dB)	Acceptance Limits (dB)
Continuous	133.0	133.0	0.0	±2.0
One	136.4	136.1	-0.3	±2.0

Number of cycle in test signal	Anticipated Value (dB)	Measured Value (dB)	Deviated Value (dB)	Acceptance Limits (dB)
Continuous	133.0	133.0	0.0	±1.0
Positive half cycle	135.4	135.1	-0.3	±1.0
Negative half cycle	135.4	135.1	-0.3	±1.0

๑๓

SITHIPORN ASSOCIATES CO., LTD.
CALIBRATION LABORATORY

451-451/1 Sirinthorn Road, Bangbunru, Bangplud, Bangkok, 10700 Thailand
Tel. +66 2433 8331 Email : calibration@sithiporn.com

SITHIPORN
associates



Cert. No. : ACL24063
Job No. : VC67AC0034
Pages : 8 of 8

11. Overload indication

Measured value (dB)		Deviated Value (dB)	Acceptance Limits (dB)
Positive one-half cycle	Negative one-half cycle		
89.5	89.5	0.0	±1.5

12. High level stability

Frequency Weighting	SLM Display at initial (dB)	SLM Display at final (dB)	Deviated Value (dB)	Acceptance Limits (dB)
A - weight	137.0	137.0	0.0	±0.1

The reported uncertainty is based on a standard uncertainty multiplied by coverage factor $k = 2$
or any value following calculation, providing a level of confidence of approximately 95 %

End of Calibration Certificate

๑๓

SITHIPORN ASSOCIATES CO., LTD.
CALIBRATION LABORATORY

451-451/1 Sirinthorn Road, Bangburmru, Bangplud, Bangkok, 10700 Thailand
Tel. +66 2433 8331 Email : calibration@sithiporn.com

SITHIPORN
associates



Cert. No. : ACL24064

Pages : 1 of 8

Calibration Certificate

Equipment : SOUND LEVEL METER
Manufacturer : RION
Model : NL-62 / Microphone UC-59L / Preamplifier NH-26
Serial No.: 00391494 / 01184 / 01589
ID No.: UAE.EFM.026/2564

Condition As Found : GOOD

Customer : UNITED ANALYST AND ENGINEERING CONSULTANT (UAE)
81 SOI UDOMSUK 41, SUKHUMVIT ROAD,
BANGCHAK SUB-DISTRICT,
PHRAKHANONG DISTRICT, BANGKOK 10260
THAILAND.

Location : -
Ambient Temperature : (23.0 \pm 3) °C
Pressure : (101.3 \pm 3) kPa
Relative Humidity : (50.0 \pm 20) %

Received Date : 21 DECEMBER 2023
Calibration Date : 18-19 JANUARY 2024
Date of Issue : 22 JANUARY 2024

Calibrated by : Nathakorn Pisutpaisan

Approved by :



(Thanakul Petchurai)

This certificate is issued in accordance with the requirements of ISO/IEC 17025 standard, may not be reproduced other than in full, except with the prior written approval of the head of Calibration Laboratory.

เอกสารควบคุม

SITHIPORN ASSOCIATES CO., LTD.
CALIBRATION LABORATORY

451-451/1 Sirinthorn Road, Bangburmru, Bangplud, Bangkok, 10700 Thailand
Tel. +66 2433 8331 Email : calibration@sithiporn.com

SITHIPORN
associates



Cert. No. : ACL24064

Job No. : VC67AC0034

Pages : 2 of 8

Calibration Procedure : CP-AC-01

Calibration Method :

This equipment was calibrated by follow on IEC-61672-3 (2013) Standard for sound level meter (SLM).
The SLM had tests to Acoustical and Electrical signal tests of frequency weighting with Anechoic chamber and Reference Standard Instruments.
For tests results of each items were made by observation of each Instruments display and also with SLM's display.

Condition of this result of calibration :

1. Reference Standard Instruments :

Instrument	Model	Serial No.	Cert. No.	Due Date
Waveform Generator	33210A	MY48017076	EF-0009-23	07-FEB-24
Waveform Generator	33511B	MY52302742	EF-0010-23	07-FEB-24
Digital Multimeter	33461A	MY53220104	EEL.BP 30/0266	13-FEB-24
Digital Multimeter	33461A	MY53220076	EEL.BP 29/0266	13-FEB-24
Digital Multimeter	34461A	MY60024273	EEL.BP 31/0266	14-FEB-24
Programmable Attenuator	MAT-1070	62100114	EF-0011-23	08-FEB-24
Condenser Microphone	4180	2977900	AA-1001-23	14-FEB-24
Measuring Amplifier	NA-42KAI	34560495	AA-3002-23	14-FEB-24

2. This result of calibration was found accurate as shown on date and place of calibration for this calibrated item only.

3. This certificate is traceable to the international system of unit maintained at :

- 3.1 National Institute of Metrology (Thailand).
- 3.2 Thailand Institute of Scientific and Technological Research (TISTR).

เอกสารควบคุม

SITHIPORN ASSOCIATES CO., LTD.
CALIBRATION LABORATORY

451-451/1 Sirinthon Road, Bangbunru, Bangplud, Bangkok, 10700 Thailand
Tel. +66 2433 8331 Email : calibration@sithiporn.com



Cert. No. : ACL24064
Job No. : VC67AC0034
Pages : 3 of 8

Summary of Measurement Result :

Parameter	Uncertainty (dB)	Maximum-permitted uncertainty of measurement (dB)
1. Absolute sensitivity	0.2	N/A
2. Self-generated noise	0.3	N/A
3. Acoustical signal tests of frequency weightings		
125 Hz	0.3	0.6
1000 Hz	0.3	0.6
8000 Hz	0.3	0.7
4. Electrical signal tests of frequency weightings		
For 10 Hz to 4 kHz	0.3	0.6
For > 4 kHz to 10 kHz	0.3	0.7
For > 10 kHz to 20 kHz	0.3	1.0
5. Frequency and time weightings at 1 kHz	0.2	0.2
6. Long - term stability	0.1	0.1
7. Level linearity on the reference level range	0.2	0.3
8. Level linearity including the level range control	0.2	0.3
9. Tone burst response	0.2	0.3
10. Peak C sound level	0.2	0.35
11. Overload indication	0.2	0.25
12. High level stability	0.1	0.1

เอกสารนี้เป็น

SITHIPORN ASSOCIATES CO., LTD.
CALIBRATION LABORATORY

451-451/1 Sirinthon Road, Bangbunru, Bangplud, Bangkok, 10700 Thailand
Tel. +66 2433 8331 Email : calibration@sithiporn.com



Cert. No. : ACL24064
Job No. : VC67AC0034
Pages : 4 of 8

Result of calibration :

1. Absolute sensitivity

Reference Acoustic Signal (dB)	Measured Value (dB)	Deviation (dB)	Acceptance Limit (dB)
93.9 (93.98)	94.0	0.0	±0.3

2. Self-generated noise

2.1 Normal test

Measured Value (dB)
14.0

2.2 The microphone of the sound level meter was replaced by electrical signal input device.

Frequency Weighting	Measured value (dB)
A - weight	10.4
C - weight	15.5
Flat	23.6

3. Acoustical signal tests of frequency weightings

Meter free-field acoustic response at a level of 84 dB

Frequency (Hz)	Deviation from various frequency weighting response curve (dB)			
	Flat	C-weight	A-weight	Acceptance Limits
125	0.7	0.7	0.7	± 1.0
1000	0.6	0.6	0.6	± 0.7
8000	0.7	0.8	0.8	+ 1.5, - 2.5

เอกสารนี้เป็น

SITHIPORN ASSOCIATES CO., LTD.
CALIBRATION LABORATORY

451-451/1 Sirinthorn Road, Bangbunru, Bangplud, Bangkok, 10700 Thailand
Tel. +66 2433 8331 Email : calibration@sithiporn.com



Cert. No. : ACL24064
Job No. : VC67AC0034
Pages : 5 of 8

4. Electrical signal tests of frequency weightings

Weighting network response with relative to 1 kHz.

Frequency (Hz)	Deviation from various frequency weighting response curve (dB)			
	Flat	C-weight	A-weight	Acceptance Limits
63	0.1	0.0	0.0	±1.0
125	0.0	0.0	0.1	±1.0
250	0.0	0.0	0.0	±1.0
500	0.0	0.1	0.0	±1.0
1000	0.0	0.0	0.0	±1.0
2000	0.0	0.0	0.0	±1.0
4000	0.0	0.0	0.0	±1.0
8000	0.0	0.1	0.1	+ 1.5, - 2.5
16000	0.0	-1.2	-1.2	+ 2.5, -16.0

5. Frequency and time weightings at 1 kHz

5.1 Frequency weightings at 1 kHz

Frequency Weighting	Anticipated Value (dB)	Measured Value (dB)	Deviated Value (dB)	Acceptance Limits (dB)
A - weight	94.0	94.0	0.0	± 0.2
C - weight	94.0	94.0	0.0	± 0.2
Flat	94.0	94.0	0.0	± 0.2

5.2 Time weighting at 1 kHz

Frequency Weighting	Anticipated Value (dB)	Measured Value (dB)	Deviated Value (dB)	Acceptance Limits (dB)
Fast	94.0	94.0	0.0	± 0.1
Slow	94.0	94.0	0.0	± 0.1
Leq	94.0	94.0	0.0	± 0.1

6. Long - term stability

Frequency Weighting	SLM Display at initial (dB)	SLM Display at final (dB)	Deviated Value (dB)	Acceptance Limits (dB)
A - weight	94.0	94.0	0.0	± 0.1

เอกสารนี้

SITHIPORN ASSOCIATES CO., LTD.
CALIBRATION LABORATORY

451-451/1 Sirinthorn Road, Bangbunru, Bangplud, Bangkok, 10700 Thailand
Tel. +66 2433 8331 Email : calibration@sithiporn.com



Cert. No. : ACL24064
Job No. : VC67AC0034
Pages : 6 of 8

7. Level linearity on the reference level range

Anticipated Value (dB)	Measured Value (dB)	Deviated Value (dB)	Acceptance Limits (dB)
137.0	137.0	0.0	±0.8
136.0	136.0	0.0	±0.8
135.0	135.0	0.0	±0.8
134.0	134.0	0.0	±0.8
133.0	133.0	0.0	±0.8
132.0	132.0	0.0	±0.8
131.0	131.0	0.0	±0.8
129.0	129.0	0.0	±0.8
124.0	124.0	0.0	±0.8
119.0	119.0	0.0	±0.8
114.0	114.0	0.0	±0.8
109.0	109.0	0.0	±0.8
104.0	104.0	0.0	±0.8
99.0	99.0	0.0	±0.8
94.0	94.0	0.0	±0.8
89.0	89.1	0.1	±0.8
84.0	84.0	0.0	±0.8
79.0	79.0	0.0	±0.8
74.0	74.1	0.1	±0.8
69.0	69.1	0.1	±0.8
64.0	64.0	0.0	±0.8
59.0	59.1	0.1	±0.8
54.0	54.0	0.0	±0.8
49.0	49.1	0.1	±0.8
44.0	44.0	0.0	±0.8
39.0	39.0	0.0	±0.8
34.0	34.1	0.1	±0.8
30.0	30.0	0.0	±0.8
29.0	29.1	0.1	±0.8
28.0	28.1	0.1	±0.8
27.0	27.0	0.0	±0.8
26.0	26.0	0.0	±0.8
25.0	25.1	0.1	±0.8

เอกสารนี้

SITHIPORN ASSOCIATES CO., LTD.
CALIBRATION LABORATORY

451-451/1 Sirinthorn Road, Bangbunru, Bangplud, Bangkok, 10700 Thailand
Tel. +66 2433 8331 Email : calibration@sithiporn.com



Cert. No. : ACL24064
Job No. : VC67AC0034
Pages : 7 of 8

8. Level linearity including the level range control

Range	Anticipated Value (dB)	Measured Value (dB)	Deviated Value (dB)	Acceptance Limits (dB)
Auto	94.0	94.0	0.0	±0.8

9. Tone burst response

Time Weighting	Tone burst duration, Tb (ms)	Cycle	Anticipated Value (dB)	Measured Value (dB)	Deviated Value (dB)	Acceptance Limits (dB)
Fast	0.25	1	108.0	107.9	-0.1	1.0 ; -3.0
	2	8	117.0	117.0	0.0	1.0 ; -1.5
	200	800	134.0	134.1	0.1	±0.5
Slow	2	8	108.0	108.0	0.0	1.0 ; -3.0
	200	800	127.6	127.6	0.0	±0.5
SEL	0.25	1	99.0	98.9	-0.1	1.0 ; -3.0
	2	8	108.0	108.0	0.0	1.0 ; -1.5
	200	800	128.0	128.0	0.0	±0.5

10. Peak C sound level

Number of cycle in test signal	Anticipated Value (dB)	Measured Value, L _{peak} (dB)	Deviated Value (dB)	Acceptance Limits (dB)
Continuous	133.0	133.0	0.0	±2.0
One	136.4	136.1	-0.3	±2.0

Number of cycle in test signal	Anticipated Value (dB)	Measured Value (dB)	Deviated Value (dB)	Acceptance Limits (dB)
Continuous	133.0	133.0	0.0	±1.0
Positive half cycle	135.4	135.2	-0.2	±1.0
Negative half cycle	135.4	135.2	-0.2	±1.0

เลขาฯ บจก

SITHIPORN ASSOCIATES CO., LTD.
CALIBRATION LABORATORY

451-451/1 Sirinthorn Road, Bangbunru, Bangplud, Bangkok, 10700 Thailand
Tel. +66 2433 8331 Email : calibration@sithiporn.com



Cert. No. : ACL24064
Job No. : VC67AC0034
Pages : 8 of 8

11. Overload indication

Measured value (dB)		Deviated Value (dB)	Acceptance Limits (dB)
Positive one-half cycle	Negative one-half cycle		
89.7	89.5	-0.2	±1.5

12. High level stability

Frequency Weighting	SLM Display at initial (dB)	SLM Display at final (dB)	Deviated Value (dB)	Acceptance Limits (dB)
A - weight	136.9	136.9	0.0	±0.1

The reported uncertainty is based on a standard uncertainty multiplied by coverage factor $k = 2$
or any value following calculation, providing a level of confidence of approximately 95 %

End of Calibration Certificate

เลขาฯ บจก

Cert. No. : ACL24065

Pages : 1 of 8

Calibration Certificate

Equipment : SOUND LEVEL METER
Manufacturer : RION
Model : NL-62 / Microphone UC-59L / Preamplifier NH-26
Serial No.: 00881367 / 01639 / 01457
ID No.: UAE.EFM.027/2564

Condition As Found : GOOD

Customer : UNITED ANALYST AND ENGINEERING CONSULTANT (UAE)
81 SOI UDOMSUK 41, SUKHUMVIT ROAD,
BANGCHAK SUB-DISTRICT,
PHRAKHANONG DISTRICT, BANGKOK 10260
THAILAND.

Location : -
Ambient Temperature : (23.0 \pm 3) °C
Pressure : (101.3 \pm 3) kPa
Relative Humidity : (50.0 \pm 20) %

Received Date : 21 DECEMBER 2023
Calibration Date : 18-19 JANUARY 2024
Date of Issue : 22 JANUARY 2024

Calibrated by : Nathakorn Pisutpaisan

Approved by :

(Thanakul Petchurai)

This certificate is issued in accordance with the requirements of ISO/IEC 17025 standard, may not be reproduced other than in full, except with the prior written approval of the head of Calibration Laboratory.

เอกสารควบคุม

Cert. No. : ACL24065

Job No. : VC67AC0034

Pages : 2 of 8

Calibration Procedure : CP-AC-01

Calibration Method :

This equipment was calibrated by follow on IEC-61672-3 (2013) Standard for sound level meter (SLM).

The SLM had tests to Acoustical and Electrical signal tests of frequency weighting with Anechoic chamber and Reference Standard Instruments.

For tests results of each items were made by observation of each Instruments display and also with SLM's display.

Condition of this result of calibration :

1. Reference Standard Instruments :

Instrument	Model	Serial No.	Cert. No.	Due Date
Waveform Generator	33210A	MY48017076	EF-0009-23	07-FEB-24
Waveform Generator	33511B	MY52302742	EF-0010-23	07-FEB-24
Digital Multimeter	33461A	MY53220104	EEL.BP 30/0266	13-FEB-24
Digital Multimeter	33461A	MY53220076	EEL.BP 29/0266	13-FEB-24
Digital Multimeter	34461A	MY60024273	EEL.BP 31/0266	14-FEB-24
Programmable Attenuator	MAT-1070	62100114	EF-0011-23	08-FEB-24
Condenser Microphone	4180	2977900	AA-1001-23	14-FEB-24
Measuring Amplifier	NA-42KAI	34560495	AA-3002-23	14-FEB-24

2. This result of calibration was found accurate as shown on date and place of calibration for this calibrated item only.

3. This certificate is traceable to the international system of unit maintained at :

3.1 National Institute of Metrology (Thailand).

3.2 Thailand Institute of Scientific and Technological Research (TISTR).

เอกสารควบคุม

SITHIPORN ASSOCIATES CO., LTD.
CALIBRATION LABORATORY

451-451/1 Sirinthorn Road, Bangbunru, Bangplud, Bangkok, 10700 Thailand
Tel. +66 2433 8331 Email : calibration@sithiporn.com



Cert. No. : ACL24065
Job No. : VC67AC0034
Pages : 3 of 8

Summary of Measurement Result :

Parameter	Uncertainty (dB)	Maximum-permitted uncertainty of measurement (dB)
1. Absolute sensitivity	0.2	N/A
2. Self-generated noise	0.3	N/A
3. Acoustical signal tests of frequency weightings		
125 Hz	0.3	0.6
1000 Hz	0.3	0.6
8000 Hz	0.3	0.7
4. Electrical signal tests of frequency weightings		
For 10 Hz to 4 kHz	0.3	0.6
For > 4 kHz to 10 kHz	0.3	0.7
For > 10 kHz to 20 kHz	0.3	1.0
5. Frequency and time weightings at 1 kHz	0.2	0.2
6. Long - term stability	0.1	0.1
7. Level linearity on the reference level range	0.2	0.3
8. Level linearity including the level range control	0.2	0.3
9. Tone burst response	0.2	0.3
10. Peak C sound level	0.2	0.35
11. Overload indication	0.2	0.25
12. High level stability	0.1	0.1

เอกสารนี้ถูกควบคุม

SITHIPORN ASSOCIATES CO., LTD.
CALIBRATION LABORATORY

451-451/1 Sirinthorn Road, Bangbunru, Bangplud, Bangkok, 10700 Thailand
Tel. +66 2433 8331 Email : calibration@sithiporn.com



Cert. No. : ACL24065
Job No. : VC67AC0034
Pages : 4 of 8

Result of calibration :

1. Absolute sensitivity

Reference Acoustic Signal (dB)	Measured Value (dB)	Deviation (dB)	Acceptance Limit (dB)
93.9 (93.98)	94.0	0.0	±0.3

2. Self-generated noise

2.1 Normal test

Measured Value (dB)
19.0

2.2 The microphone of the sound level meter was replaced by electrical signal input device.

Frequency Weighting	Measured value (dB)
A - weight	13.0
C - weight	18.0
Flat	25.3

3. Acoustical signal tests of frequency weightings

Meter free-field acoustic response at a level of 84 dB

Frequency (Hz)	Deviation from various frequency weighting response curve (dB)			
	Flat	C-weight	A-weight	Acceptance Limits
125	0.0	0.1	0.1	± 1.0
1000	0.1	0.1	0.1	± 0.7
8000	1.2	1.3	1.3	+ 1.5, - 2.5

เอกสารนี้ถูกควบคุม

SITHIPORN ASSOCIATES CO., LTD.
CALIBRATION LABORATORY

451-451/1 Sirinthorn Road, Bangbunru, Bangplud, Bangkok, 10700 Thailand
 Tel. +66 2433 8331 Email : calibration@sithiporn.com



Cert. No. : ACL24065
 Job No. : VC67AC0034
 Pages : 5 of 8

4. Electrical signal tests of frequency weightings

Weighting network response with relative to 1 kHz.

Frequency (Hz)	Deviation from various frequency weighting response curve (dB)			
	Flat	C-weight	A-weight	Acceptance Limits
63	0.0	-0.1	-0.1	±1.0
125	0.0	0.0	0.0	±1.0
250	0.0	0.0	0.0	±1.0
500	0.0	0.0	0.0	±1.0
1000	0.0	0.0	0.0	±1.0
2000	0.0	0.0	0.0	±1.0
4000	0.0	0.0	0.0	±1.0
8000	0.0	0.0	0.0	+ 1.5, - 2.5
16000	0.0	-1.2	-1.2	+ 2.5, -16.0

5. Frequency and time weightings at 1 kHz

5.1 Frequency weightings at 1 kHz

Frequency Weighting	Anticipated Value (dB)	Measured Value (dB)	Deviated Value (dB)	Acceptance Limits (dB)
A - weight	94.0	94.0	0.0	± 0.2
C - weight	94.0	94.0	0.0	± 0.2
Flat	94.0	94.0	0.0	± 0.2

5.2 Time weighting at 1 kHz

Frequency Weighting	Anticipated Value (dB)	Measured Value (dB)	Deviated Value (dB)	Acceptance Limits (dB)
Fast	94.0	94.0	0.0	± 0.1
Slow	94.0	94.0	0.0	± 0.1
Leq	94.0	94.0	0.0	± 0.1

6. Long - term stability

Frequency Weighting	SLM Display at initial (dB)	SLM Display at final (dB)	Deviated Value (dB)	Acceptance Limits (dB)
A - weight	94.0	94.0	0.0	± 0.1

เอกสารนี้เป็นเอกสารของบริษัท

SITHIPORN ASSOCIATES CO., LTD.
CALIBRATION LABORATORY

451-451/1 Sirinthorn Road, Bangbunru, Bangplud, Bangkok, 10700 Thailand
 Tel. +66 2433 8331 Email : calibration@sithiporn.com



Cert. No. : ACL24065
 Job No. : VC67AC0034
 Pages : 6 of 8

7. Level linearity on the reference level range

Anticipated Value (dB)	Measured Value (dB)	Deviated Value (dB)	Acceptance Limits (dB)
137.0	137.1	0.1	±0.8
136.0	136.1	0.1	±0.8
135.0	135.1	0.1	±0.8
134.0	134.1	0.1	±0.8
133.0	133.1	0.1	±0.8
132.0	132.1	0.1	±0.8
131.0	131.0	0.0	±0.8
129.0	129.1	0.1	±0.8
124.0	124.0	0.0	±0.8
119.0	119.1	0.1	±0.8
114.0	114.1	0.1	±0.8
109.0	109.1	0.1	±0.8
104.0	104.1	0.1	±0.8
99.0	99.1	0.1	±0.8
94.0	94.0	0.0	±0.8
89.0	89.0	0.0	±0.8
84.0	84.0	0.0	±0.8
79.0	79.0	0.0	±0.8
74.0	74.0	0.0	±0.8
69.0	69.0	0.0	±0.8
64.0	64.0	0.0	±0.8
59.0	59.0	0.0	±0.8
54.0	54.0	0.0	±0.8
49.0	49.0	0.0	±0.8
44.0	44.0	0.0	±0.8
39.0	39.0	0.0	±0.8
34.0	34.0	0.0	±0.8
30.0	29.9	-0.1	±0.8
29.0	28.9	-0.1	±0.8
28.0	28.0	0.0	±0.8
27.0	26.9	-0.1	±0.8
26.0	25.9	-0.1	±0.8
25.0	24.9	-0.1	±0.8

เอกสารนี้เป็นเอกสารของบริษัท

SITHIPORN ASSOCIATES CO., LTD.
CALIBRATION LABORATORY

451-451/1 Sirinthorn Road, Bangbunru, Bangplud, Bangkok, 10700 Thailand
 Tel. +66 2433 8331 Email: calibration@sithiporn.com

SITHIPORN
 associates



Cert. No. : ACL24065
 Job No. : VC67AC0034
 Pages : 7 of 8

8. Level linearity including the level range control

Range	Anticipated Value (dB)	Measured Value (dB)	Deviated Value (dB)	Acceptance Limits (dB)
Auto	94.0	94.0	0.0	±0.8

9. Tone burst response

Time Weighting	Tone burst duration, Tb (ms)	Cycle	Anticipated Value (dB)	Measured Value (dB)	Deviated Value (dB)	Acceptance Limits (dB)
Fast	0.25	1	108.0	107.9	-0.1	1.0 ; -3.0
	2	8	117.0	117.0	0.0	1.0 ; -1.5
	200	800	134.0	134.0	0.0	±0.5
Slow	2	8	108.0	108.0	0.0	1.0 ; -3.0
	200	800	127.6	127.6	0.0	±0.5
SEL	0.25	1	99.0	98.9	-0.1	1.0 ; -3.0
	2	8	108.0	108.0	0.0	1.0 ; -1.5
	200	800	128.0	128.0	0.0	±0.5

10. Peak C sound level

Number of cycle in test signal	Anticipated Value (dB)	Measured Value, Lcpeak (dB)	Deviated Value (dB)	Acceptance Limits (dB)
Continuous	133.0	133.0	0.0	±2.0
One	136.4	135.3	-1.1	±2.0

Number of cycle in test signal	Anticipated Value (dB)	Measured Value (dB)	Deviated Value (dB)	Acceptance Limits (dB)
Continuous	133.0	133.0	0.0	±1.0
Positive half cycle	135.4	135.1	-0.3	±1.0
Negative half cycle	135.4	135.1	-0.3	±1.0

เอกสาร บกม

SITHIPORN ASSOCIATES CO., LTD.
CALIBRATION LABORATORY

451-451/1 Sirinthorn Road, Bangbunru, Bangplud, Bangkok, 10700 Thailand
 Tel. +66 2433 8331 Email: calibration@sithiporn.com

SITHIPORN
 associates



Cert. No. : ACL24065
 Job No. : VC67AC0034
 Pages : 8 of 8

11. Overload indication

Measured value (dB)		Deviated Value (dB)	Acceptance Limits (dB)
Positive one-half cycle	Negative one-half cycle		
89.4	89.5	0.1	±1.5

12. High level stability

Frequency Weighting	SLM Display at initial (dB)	SLM Display at final (dB)	Deviated Value (dB)	Acceptance Limits (dB)
A - weight	137.0	137.0	0.0	±0.1

The reported uncertainty is based on a standard uncertainty multiplied by coverage factor $k = 2$
 or any value following calculation, providing a level of confidence of approximately 95 %

End of Calibration Certificate

เอกสาร บกม

Calibration Certificate

Certificate No.: 2401718-001-01
Client name: UNITED ANALYST AND ENGINEERING CONSULTANT CO.,LTD.
Address: 3 Soi Udomsuk 41, Sukhumvit Road,
Bangchack, Prakhong, Bangkok 10260

Page 1 of 5

Equipment: pH Meter
Manufacturer: METTLER TOLEDO
Model: SevenEasy pH
Serial No.: 1231155210
ID No.: UAE.WAT.010/2553
Order No.: 2401718
Operation No.: 2401718-001
Date of Receipt: 27 February 2024
Date of Calibration: 11 March 2024

Calibrated by Mr.Manas Somsak
Specialist

Approved by 
(Mr.Pheraphat Tuanjit)
Manager, Division of Calibration Laboratory
Responsible for the Technical Management Team

Date of Issue: 12 March 2024

The uncertainties are for a confidence probability of approximately 95%.

This Certificate is issued in accordance with the conditions of accreditation granted by the Thai Laboratory Accreditation Scheme which has assessed the measurement capability of the laboratory and its traceability to recognized national standards and to the units of measurement realized at the corresponding national standards laboratory. This certificate may not be reproduced other than in full except with the prior written approval of the National Food Institute.

F-CS-009 Revision: 01 Date: 20-04-65



Calibration Report

Certificate No.: 2401718-001-01
Equipment: pH Meter
Resolution: 0.01 pH ; 1 mV
Manufacturer: METTLER TOLEDO
Model: SevenEasy pH
Serial No.: 1231155210
Type: Bench top
ID No.: UAE.WAT.010/2553

Date of Calibration: 11 March 2024 Page 2 of 5

Location: Chemical Calibration Laboratory, National Food Institute
Environment Condition: Ambient Temperature: { 23.4 ± 1.5 } °C Relative Humidity: { 51 ± 3 } %
Condition of Equipment: Good Condition
Condition of this Results of Calibration

1. Calibration Method W-CC-002 : In house method based on direct measurement by using standard voltage calibrator and certified reference material (CRM)

2. Reference Standards / Certified Reference Material

Instruments	Serial / ID No.	Manufacturer	Certificate No.	Due Date
2.1 DC Voltage Calibrator	2709007	Fluke	23E2003	14 June 2024
2.2 Digital Thermometer	2709007	Fluke	CC 660570-01	30 October 2024
2.3 Thermo-Hygro Meter	NFLBTH 014/23	testo	CC 660353-01	3 April 2024
Certified Reference Material	Lot. No.	Manufacturer	Ref N	Expire Date
2.4 pH buffer 4.008 (Primary pH buffer Solution)	888842	CPAchem	PH216.L5	13 April 2025
2.5 pH buffer 6.865 (Primary pH buffer Solution)	888843	CPAchem	PH217.L5	13 April 2025
2.6 pH buffer 10.01 (Primary pH buffer Solution)	888844	CPAchem	PH220.L5	13 April 2024
2.7 pH buffer 7.00 (Standard pH buffer Solution)	C03109	HACH LANGE GmbH	S11M004	16 October 2025

3. This certification is traceable to The International System of Unit (SI Unit)

3.1 Instruments No.2.1	through	NSC-TISI-TIS 17025 Laboratory Accreditation of Calibration No.0008
3.2 Instruments No.2.2 and 2.3	through	NSC-TISI-TIS 17025 Laboratory Accreditation of Calibration No.0061
3.3 Certified Reference Material No.2.4 to 2.6	traceable to	Primary measurement method- Harned cell using calibrated thermometer, barometer, and nanovoltmeter. The Standard Solution preparation and certified by CPAchem Ltd is accredited to ISO 17034 and ISO/IEC 17025
3.4 Certified Reference Material No.2.7	traceable to	PTB Certificate Nr. PTB-PHOA-563/30504/23 and Certificate Nr. PTB-PHO8-555/30620/22 (PTB: Physikalisch-Technische Bundesanstalt, Braunschweig, Germany)

4. This certificate was certified only for the instrument we calibrated.

5. This result of calibration was found accurate as shown on date and place of calibration only.

F-CS-012 Revision: 01 Date: 20-04-65



Calibration Report

Certificate No.: 2401718-001-01

Equipment: pH Meter
Resolution: 0.01 pH ; 1 mV
Manufacturer: METTLER TOLEDO
Model: SevenEasy pH
Serial No.: 1231155210
Type: Bench top
ID No.: UAE.WAT.010/2553

Date of Calibration: 11 March 2024

Page 3 of 5

Calibration Results:

1. Calibration of pH Meter (Manual Temperature Compensation at 25 °C)
(offset value before adjust: -0.4 mV)

Nominal pH	DC Voltage Standard (mV)	Average Indicator Reading		Uncertainty (±mV)	Coverage Factor (k)
		mV	pH		
0	414.121	414	0.00	0.58	2.00
2	295.814	296	2.00	0.58	2.00
4	177.464	178	4.00	0.58	2.00
6	59.160	59	6.00	0.58	2.00
7	0.001	0	7.00	0.58	2.00
8	-59.159	-59	8.00	0.58	2.00
10	-177.461	-177	10.00	0.58	2.00
12	-295.811	-296	12.00	0.58	2.00
14	-414.118	-414	14.00	0.58	2.00

2. Calibration of pH Meter with Electrode (Manual Temperature Compensation at 25 °C)

Equipment: pH Electrode
Type: Combined Electrode
Manufacturer: METTLER TOLEDO
Model: InLab Solids
Serial No.: 3065701
ID.No. N/A

Performance of Electrode system (Three-Point Calibration at pH 4, 7 and 10)

Certified Value @25 °C (pH)	Average Indicator Reading		Relative Slope (%)	Uncertainty (± pH)	Coverage Factor (k)
	pH	mV			
4.008	4.01	188	-	0.0071	2.00
7.001	7.00	13	98.9	0.0086	2.00
10.010	10.01	-160	97.2	0.0095	2.00
6.865	6.87	21	-	0.0074	2.00

F-CS-012 Revision: 01 Date: 20-04-65

Calibration Report

Certificate No.: 2401718-001-01

Equipment: Digital Thermometer with RTD (pH Meter)
Resolution: 0.1 °C
Model: SevenEasy pH
Serial No.: 1231155210
ID No.: UAE.WAT.010/2553
Manufacturer: METTLER TOLEDO

Date of Calibration: 11 March 2024

Page 4 of 5

Location: Chemical Calibration Laboratory, National Food Institute

Environment Condition: Ambient Temperature 23 °C ± 1 °C
Relative Humidity 51 % ± 2 %

Condition of this results of Calibration:

1. Calibration Method :
 - In house method: W-TE-025 by comparison with standard thermometer.
 - The Calibration is determined by comparing with a known temperature from a standard resistance thermometer.
 - The temperature scale in use at this laboratory is the International Temperature scale of 1990 (ITS-90).

2. Reference Standard Instrument :

Instrument	Model	Serial No.	Certificate No.	Due Date	Through
HANDHELD THERMOMETER	1523	2118154	PSL-T 0877/66	06-Jun-24	TISTR
Platinum Resistance Thermometer (PRT)	5627A	877332			

Support Equipment : - Low Temperature Bath (ISOCAL-6), Model: Europa-6 Plus Basic, S/N: 341592/2

3. This certificate is traceable to International System of Units (SI Units).
4. This certificate was certified only for the instrument we calibrated.
5. This result of calibration was found accurate as shown on date and place of calibration only.

6. Condition of Calibrated item : Good
7. Result of Calibration : ☒ Without adjustment ☐ After adjustment

F-CS-012 Revision: 01 Date: 20-04-65

Calibration Report

Certificate No.: 2401718-001-01
Equipment: Digital Thermometer with RTD (pH Meter)
Resolution: 0.1 °C Model: SevenEasy pH
Serial No.: 1231155210 ID No.: UAE.WAT.010/2553
Manufacturer: METTLER TOLEDO
Date of Calibration: 11 March 2024

Page 5 of 5

Calibration point: 15.0, 25.0 and 35.0 °C

Calibration result:

- The probe was immersed in liquid bath or dry bath to a minimum depth of 100 mm.
- Description of probe, model: N/A S/N: N/A
- Dimension of probe: Diameter 4 mm, Length 120 mm.
- Sheath material: Stainless Steel

UUC* Reading (°C)	Standard Temperature (°C)	Correction Value (°C)	Uncertainty ± (°C)
15.1	14.998	0.1	0.099
25.1	24.998	0.1	0.099
35.1	34.997	0.1	0.099

Note

- UUC*: Unit Under Calibration

The report uncertainty of measurement was based on standard uncertainty multiplied by coverage factor k= 2, providing a level of confidence of approximately 95 %.

----- End -----

F-CS-012 Revision: 01 Date: 20-04-65



nfi.or.th

Calibration Certificate

Certificate No.: 2302181-001-01
Client name: UNITED ANALYST AND ENGINEERING CONSULTANT CO.,LTD.
Address: 3 Soi Udumsuk 41, Sukhumvit Road,
Bangchack, Prakhonong, Bangkok 10260

Page 1 of 5

Equipment: pH Meter
Manufacturer: METTLER TOLEDO
Model: SevenEasy pH
Serial No.: 1230525212
ID No.: UAE.WAS.003/2553
Order No.: 2302181
Operation No.: 2302181-001
Date of Receipt: 14 March 2023
Date of Calibration: 24 March 2023

Calibrated by Mr.Pheraphat Tuanjit
Scientist

Approved by (Mr.Nuttapol Niyomchart)

Specialist, Division of Calibration Laboratory
Responsible for the Technical Management Team

Date of Issue: 24 March 2023

The uncertainties are for a confidence probability of approximately 95%.

This Certificate is issued in accordance with the conditions of accreditation granted by the Thai Laboratory Accreditation Scheme which has assessed the measurement capability of the laboratory and its traceability to recognized national standards and to the units of measurement realized at the corresponding national standards laboratory. This certificate may not be reproduced other than in full except with the prior written approval of the National Food Institute.

F-CS-009 Revision: 01 Date: 20-04-65



nfi.or.th

Calibration Report

Certificate No.: 2302181-001-01
Equipment: pH Meter
Resolution: 0.01 pH ; 1 mV
Manufacturer: METTLER TOLEDO
Model: SevenEasy pH
Serial No.: 1230525212
Type: Bench top
ID No.: UAE.WAS.003/2553
Date of Calibration: 24 March 2023 Page 2 of 5

Location: Chemical Calibration Laboratory, National Food Institute
Environment Condition: Ambient Temperature: (23.4 ± 1.5) °C Relative Humidity: (52 ± 3) %
Condition of Equipment: Good Condition

Condition of this Results of Calibration

1. Calibration Method In house method : W-CC-002 based on direct measurement by using standard voltage calibrator and certified reference material (CRM)

2. Reference Standards / Certified Reference Material

Instruments	Serial / ID No.	Manufacturer	Certificate No.	Due Date
2.1 DC Voltage Calibrator	2709007	Fluke	22E1959	17 June 2023
2.2 Digital Thermometer	2709007	Fluke	CC-650557-01	30 October 2023
2.3 Thermo-Hygro Meter	NFLBTH003/17	PONPE	TE 650555-01	21 September 2023
Certified Reference Material	Lot. No.	Manufacturer	Ref N	Expire Date
2.4 pH buffer 4.008 (Primary pH buffer Solution)	873608	CPAchem	PH216.L5	16 February 2025
2.5 pH buffer 6.865 (Primary pH buffer Solution)	873609	CPAchem	PH217.L5	16 February 2025
2.6 pH buffer 10.01 (Primary pH buffer Solution)	873611	CPAchem	PH220.L5	16 February 2024
2.7 pH buffer 7.00 (Standard pH buffer Solution)	873612	CPAchem	PH107.L5	16 February 2024

3. This certification is traceable to The International System of Unit (SI Unit)

3.1 Instruments No.2.1	through	NSC-TISI-TIS 17025 Laboratory Accreditation of Calibration No.0008
3.2 Instruments No.2.2	through	NSC-TISI-TIS 17025 Laboratory Accreditation of Calibration No.0061
3.3 Instruments No.2.3	through	NSC-TISI-TIS 17025 Laboratory Accreditation of Calibration No.0061
3.4 Certified Reference Material No. 2.4 to 2.6	traceable to	Primary measurement method- Harned cell using calibrated thermometer, barometer, and nanovoltmeter. The Standard Solution preparation and certified by CPAchem Ltd is accredited to ISO 17034 and ISO/IEC 17025
3.5 Certified Reference Material No.2.7	traceable to	BIM RefN HI-13 LotN 25.05.2022; BIM RefN HI-16 LotN 02.06.2022; BIM RefN HI-13 LotN 25.05.2022; BIM RefN HI-16 LotN 02.06.2022, the Standard Solution preparation and certified by CPAchem Ltd is accredited to ISO 17034 and ISO/IEC 17025

4. This certificate was certified only for the instrument we calibrated.

5. This result of calibration was found accurate as shown on date and place of calibration only.

F-CS-012 Revision: 01 Date: 20-04-65



Calibration Report

Certificate No.: 2302181-001-01
Equipment: pH Meter
Resolution: 0.01 pH ; 1 mV
Manufacturer: METTLER TOLEDO
Model: SevenEasy pH
Serial No.: 1230525212
Type: Bench top
ID No.: UAE.WAS.003/2553
Date of Calibration: 24 March 2023 Page 3 of 5

Calibration Results:

1. Calibration of pH Meter (Manual Temperature Compensation at 25 °C)

Nominal pH	DC Voltage Standard (mV)	Average Indicator Reading		Uncertainty (± mV)	Coverage Factor (k)
		mV	pH		
0	414.120	414	0.00	0.58	2.00
2	295.814	296	2.00	0.58	2.00
4	177.464	178	4.00	0.58	2.00
6	59.160	59	6.00	0.58	2.00
7	0.000	0	7.00	0.58	2.00
8	-59.168	-59	8.00	0.58	2.00
10	-177.460	-177	10.00	0.58	2.00
12	-295.811	-296	12.00	0.58	2.00
14	-414.117	-414	14.00	0.58	2.00

2. Calibration of pH Meter with Electrode (Manual Temperature Compensation at 25 °C)

Equipment: pH Electrode **Type:** Combined Electrode
Manufacturer: METTLER TOLEDO **Model:** InLab Solids
Serial No.: 1156883 **ID.No.:** N/A

Performance of Electrode system (Three-Point Calibration at pH 4, pH 7 and pH 10)

Certified Value @25 °C (pH)	Average Indicator Reading		Relative Slope (%)	Uncertainty (± pH)	Coverage Factor (k)
	pH	mV			
4.008	4.01	187	-	0.0071	2.00
6.865	6.86	22	97.86	0.0075	2.00
10.010	10.01	-160	97.66	0.0086	2.00
6.985	6.99	14	-	0.0093	2.00

F-CS-012 Revision: 01 Date: 20-04-65



Calibration Report

Certificate No.: 2302181-001-01
Equipment: Digital Thermometer with RTD (pH Meter)
 Resolution: 0.1 °C Model: SevenEasy pH
 Serial No.: 1230525212 ID No.: UAE.WAS.003/2553
 Manufacturer: METTLER TOLEDO
Date of Calibration: 24 March 2023

Page 4 of 5

Location: Chemical Calibration Laboratory, National Food Institute
Environment Condition: Ambient Temperature 25 °C ± 1 °C
 Relative Humidity 55 % ± 5 %

Condition of this results of Calibration:

- Calibration Method : - In house method: W-TE-025 by comparison with standard thermometer.
 - The Calibration is determined by comparing with a known temperature from a standard resistance thermometer.
 - The temperature scale in use at this laboratory is the International Temperature scale of 1990 (ITS-90).

2. Reference Standard Instrument :

Instrument	Model	Serial No.	Certificate No.	Due Date	Through
HANDHELD THERMOMETER	1521	A85997	TE 660039-01	10-Dec-23	NATIONAL FOOD INSTITUTE
Platinum Resistance Thermometer (PRT)	385	509201			

Support Equipment : - Low Temperature Bath (ISOCAL-6), Model: Europa-6 Plus Basic, S/N: 341592/2

- This certificate is traceable to International System of Units (SI Units).
- This certificate was certified only for the instrument we calibrated.
- This result of calibration was found accurate as shown on date and place of calibration only.
- Condition of Calibrated item : Good
- Result of Calibration : ☒ Without adjustment ☐ After adjustment



Calibration Report

Certificate No.: 2302181-001-01
Equipment: Digital Thermometer with RTD (pH Meter)
 Resolution: 0.1 °C Model: SevenEasy pH
 Serial No.: 1230525212 ID No.: UAE.WAS.003/2553
 Manufacturer: METTLER TOLEDO
Date of Calibration: 24 March 2023

Page 5 of 5

Calibration point: 15.0, 25.0 and 30.0 °C
Calibration result:

- The probe was immersed in liquid bath or dry bath to a minimum depth of 120 mm.
- Description of probe, model : N/A S/N : N/A
 Dimension of probe : Diameter 3 mm., Length 120 mm.,
 Sheath material : N/A

UUC* Reading (°C)	Standard Temperature (°C)	Correction Value (°C)	Uncertainty ± (°C)
15.2	14.999	- 0.2	0.12
25.2	24.999	- 0.2	0.12
30.2	29.999	- 0.2	0.12

Note

- UUC* : Unit Under Calibration

The report uncertainty of measurement was based on standard uncertainty multiplied by coverage factor k= 2, providing a level of confidence of approximately 95 %.

***** End *****





Certificate of Calibration

Equipment: CONDUCTIVITY METER
Model: Lab 955
Serial No. (or ID.): 16300356
Manufacturer: SI Analytics
Electrode Serial No. 16070067
Condition: In Condition

Certificate No.: C24230059
Issued Date: 16 March 2023
Job No.: KSPR2304472
Page: 1 of 2
Model : LF413T **Brand :** SI Analytics

Customer: United Analyst and Engineering Consultant Company Limited
3 Soi Udomsuk 41 Sukhumvit Road,
Bangckak, Prakanong, Bangkok 10260 Thailand

Environment Condition: Temperature 23 °C ± 2 °C
Humidity 50 %RH ± 15 %RH

Calibration Place: Environment Laboratory, DKSH Technology Limited.
2533 Sukhumvit Road, Bangchak,
Phrakanong, Bangkok 10260 Thailand

Calibration By: Mr.Atachai Ngamchanat
Calibration Date: 16 March 2023
The Method used: In house method, CAL-WI-49, base on ASTM D 1125-14 and D 5391-14
Traceability: This certificate is traceable to the SI Units maintained by CRM of NIST(SRM) through CPA chem Co., Ltd. (ISO/IEC 17034) Certificate No. 838312, 838313, 838316

(Mr. Atachai Ngamchanat)

Person in charge

(Mr. Nitinun Srihawan)

Authorized signatory

This certificate is issued the units of measurement according to the International System of Units (SI). It provides traceability of measurement to international or national standard or other recognized national standard laboratories.

The measurement uncertainty stated is the expanded uncertainty which is obtained from the standard uncertainty multiplied by the coverage factor ($k=2$) to provide a level of confidence of approximately 95%. It is determined in accordance with the Guide to Expression of Uncertainty in Measurement (GUM).

These results may be affected by deviations from specified conditions. The results relate only to the items tested, calibrated or sampled. The report shall not be reproduced except in full without approval of DKSH Technology Limited.

บริษัท ดีเคเอส เอช จำกัด
DKSH Technology Limited
2533 ถนนสุขุมวิท แขวงคลองเตย เขตวัฒนา กรุงเทพมหานคร 10260
2533 Sukhumvit Road, Bangchak, Phrakanong, Bangkok 10260
Phone: +66 2639 7000 Email: info.calibration@dksh.com Website: www.dksh.com/scientific-thailand

Delivering Growth – In Asia and Beyond.

เอกสารไม่ควบคุม

CAL-FM-C24-09: 12 Sep 2022



Certificate No.: C24230059

Page: 2 of 2

Calibration Results:

Before Adjustment

Standard Conductivity Solution	Unit Under Calibration Reading	Correction	Coverage Factor (k)	Uncertainty (±)
25.000 $\mu\text{S/cm}$	24.5 $\mu\text{S/cm}$	0.500 $\mu\text{S/cm}$	2.00	0.21 $\mu\text{S/cm}$
1413.0 $\mu\text{S/cm}$	1403 $\mu\text{S/cm}$	10.0 $\mu\text{S/cm}$	2.00	9.0 $\mu\text{S/cm}$
111.3 mS/cm	108.5 mS/cm	2.80 mS/cm	2.00	0.67 mS/cm

After Adjustment ; at 1413 $\mu\text{S/cm}$

Standard Conductivity Solution	Unit Under Calibration Reading	Correction	Coverage Factor (k)	Uncertainty (±)
25.000 $\mu\text{S/cm}$	24.8 $\mu\text{S/cm}$	0.200 $\mu\text{S/cm}$	2.00	0.21 $\mu\text{S/cm}$
1413.0 $\mu\text{S/cm}$	1413 $\mu\text{S/cm}$	0.0 $\mu\text{S/cm}$	2.00	9.0 $\mu\text{S/cm}$
111.3 mS/cm	108.8 mS/cm	2.50 mS/cm	2.00	0.67 mS/cm

The End of Certificate

บริษัท ดีเคเอส เอช จำกัด
DKSH Technology Limited
2533 ถนนสุขุมวิท แขวงคลองเตย เขตวัฒนา กรุงเทพมหานคร 10260
2533 Sukhumvit Road, Bangchak, Phrakanong, Bangkok 10260
Phone: +66 2639 7000 Email: info.calibration@dksh.com Website: www.dksh.com/scientific-thailand

Delivering Growth – In Asia and Beyond.

เอกสารไม่ควบคุม

CAL-FM-C24-09: 12 Sep 2022



ใบตรวจสอบสภาพเครื่องวัดสิ่งแวดล้อม

เลขที่ใบงาน: KSPR2304472

ชนิดเครื่องมือ: CONDUCTIVITY METER

รุ่น: Lab 955

หมายเลขเครื่อง: 16300356

ตรวจสอบ (รับ)		รายการตรวจเช็ค	ตรวจสอบ (ส่ง)		หมายเหตุ
16 Mar 2023			16 Mar 2023		
ปกติ	ไม่ปกติ		ปกติ	ไม่ปกติ	
		General			
<input checked="" type="checkbox"/>	<input type="checkbox"/>	1. ความสมบูรณ์เครื่อง	<input checked="" type="checkbox"/>	<input type="checkbox"/>	
<input checked="" type="checkbox"/>	<input type="checkbox"/>	2. ความสะอาด (ช่องใส่ตัวอย่าง, ภายใน-นอกเครื่อง)	<input checked="" type="checkbox"/>	<input type="checkbox"/>	
<input checked="" type="checkbox"/>	<input type="checkbox"/>	3. สวิทช์ ปิด – เปิด เครื่อง (On-Off Switch)	<input checked="" type="checkbox"/>	<input type="checkbox"/>	
<input checked="" type="checkbox"/>	<input type="checkbox"/>	4. ปุ่มกด (Keypad)	<input checked="" type="checkbox"/>	<input type="checkbox"/>	
<input checked="" type="checkbox"/>	<input type="checkbox"/>	5. หน้าจอ (Display, Screen Contrast)	<input checked="" type="checkbox"/>	<input type="checkbox"/>	
		Spectrophotometer			
<input type="checkbox"/>	<input type="checkbox"/>	6. แรงดันไฟฟ้า (Battery Backup) >= 2.5 VDC	<input type="checkbox"/>	<input type="checkbox"/>	
<input type="checkbox"/>	<input type="checkbox"/>	7. ตัวหมุนเลือกความยาวคลื่น (Wavelength Control)	<input type="checkbox"/>	<input type="checkbox"/>	
<input type="checkbox"/>	<input type="checkbox"/>	8. ความยาวคลื่น (Wavelength Check)	<input type="checkbox"/>	<input type="checkbox"/>	
<input type="checkbox"/>	<input type="checkbox"/>	9. แหล่งกำเนิดแสง (UV < 3,000 hour)	<input type="checkbox"/>	<input type="checkbox"/>	
<input type="checkbox"/>	<input type="checkbox"/>	10. แหล่งกำเนิดแสง (Visible < 5,000 hour)	<input type="checkbox"/>	<input type="checkbox"/>	
<input type="checkbox"/>	<input type="checkbox"/>	11. ช่องวัดหลายตัวอย่าง (Carousel Module)	<input type="checkbox"/>	<input type="checkbox"/>	
		pH Meter and Conductivity Meter			
<input checked="" type="checkbox"/>	<input type="checkbox"/>	12. อิเล็กโทรด (Electrode and Connection Cable)	<input checked="" type="checkbox"/>	<input type="checkbox"/>	
<input type="checkbox"/>	<input type="checkbox"/>	13. ระดับสารละลายใน Electrode (Level KCl)	<input type="checkbox"/>	<input type="checkbox"/>	
<input type="checkbox"/>	<input type="checkbox"/>	14. ฝาปิดกันปลาย Electrode (Dust Protection Hood)	<input type="checkbox"/>	<input type="checkbox"/>	
<input type="checkbox"/>	<input type="checkbox"/>	15. ขาจับอิเล็กโทรด (Stand)	<input type="checkbox"/>	<input type="checkbox"/>	
		Turbidimeter			
<input type="checkbox"/>	<input type="checkbox"/>	16. ค่าความขุ่นที่ต่ำสุด (No Sample)	<input type="checkbox"/>	<input type="checkbox"/>	
<input type="checkbox"/>	<input type="checkbox"/>	17. ระดับการส่องสว่างของแสง (>= 2.5 ไม่นเกิน 3.0)	<input type="checkbox"/>	<input type="checkbox"/>	
		Automatic titrator			
<input type="checkbox"/>	<input type="checkbox"/>	18. สภาพ Piston Burettes	<input type="checkbox"/>	<input type="checkbox"/>	
<input type="checkbox"/>	<input type="checkbox"/>	19. Function Rinsing and Dosing	<input type="checkbox"/>	<input type="checkbox"/>	
<input type="checkbox"/>	<input type="checkbox"/>	20. ระบบท่อสายยางและอุปกรณ์ประกอบ	<input type="checkbox"/>	<input type="checkbox"/>	

ข้อแนะนำ : Electrode วัดอุณหภูมิได้ 25.1°C โดย Control Waterbath ที่ $25.0 \pm 0.1^{\circ}\text{C}$

Mr.Atachai Ngamchanat

Service Engineer

เอกสารไม่ควบคุม

CAL-FM-R31-03: 20 Jul 2022

บริษัท ดีเคเอสเอช เทคโนโลยี จำกัด
DKSH Technology Limited
2533 ถนนสุขุมวิท แขวงบางจาก เขตพระโขนง กรุงเทพมหานคร 10260
2533 Sukhumvit Road, Bangchak, Phrakhanong, Bangkok 10260
Phone: +66 2639 7000 Email: info.calibration@dksh.com Website: www.dksh.com/scientific-thailand

Delivering Growth – In Asia and Beyond.



Certificate of Calibration

Equipment: CONDUCTIVITY METER
Model: Lab 955
Serial No. (or ID.): 16300356
Manufacturer: SI Analytic
Electrode Serial No. 16070067
Condition: In Condition
Certificate No.: C24240057
Issued Date: 11 March 2024
Job No.: WO-00020309
Page: 1 of 2
Model: LF413T Brand: SI Analytic

Customer: United Analyst and Engineering Consultant Company Limited
3 Soi Udomsuk 41 Sukhumvit Road,
Bangkok, Prakanong, Bangkok 10260 Thailand

Environment Condition: Temperature $23^{\circ}\text{C} \pm 2^{\circ}\text{C}$
Humidity $50\% \text{RH} \pm 15\% \text{RH}$

Calibration Place: Environment Laboratory, DKSH Technology Limited.
2533 Sukhumvit Road, Bangchak,
Phrakhanong, Bangkok 10260 Thailand

Calibration By: Mr. Pongpisut Suebchantha

Calibration Date: 11 March 2024

The Method used: In house method, CAL-WI-49, base on ASTM D 1125-14 and D 5391-14

Traceability: This certificate is traceable to the SI Units maintained by CRM of NIST(SRM) through CPA chem Co., Ltd. (ISO/IEC 17034) Certificate No. 960753, 890591, 890593

(Mr.Pongpisut Suebchantha)

(Mr.Nitinun Srihawan)

Person in charge

Authorized signatory

This certificate is issued the units of measurement according to the International System of Units (SI). It provides traceability of measurement to international or national standard or other recognized national standard laboratories.

The measurement uncertainty stated is the expanded uncertainty which is obtained from the standard uncertainty multiplied by the coverage factor ($k=2$) to provide a level of confidence of approximately 95%. It is determined in accordance with the Guide to Expression of Uncertainty in Measurement (GUM).

These results may be affected by deviations from specified conditions. The results relate only to the items tested, calibrated or sampled. The report shall not be reproduced except in full without approval of DKSH Technology Limited.

บริษัท ดีเคเอสเอช เทคโนโลยี จำกัด
DKSH Technology Limited
2533 ถนนสุขุมวิท แขวงบางจาก เขตพระโขนง กรุงเทพมหานคร 10260
2533 Sukhumvit Road, Bangchak, Phrakhanong, Bangkok 10260
Phone: +66 2639 7000 Email: info.calibration@dksh.com Website: www.dksh.com/scientific-thailand

Delivering Growth – In Asia and Beyond.

เอกสารไม่ควบคุม

CAL-FM-C24-09: 12 Sep 2022

Calibration Results:

Before Adjustment

Standard Conductivity Solution	Unit Under Calibration Reading	Correction	Coverage Factor (k)	Uncertainty (±)
25.000 $\mu\text{S/cm}$	26.7 $\mu\text{S/cm}$	-1.700 $\mu\text{S/cm}$	2.00	0.21 $\mu\text{S/cm}$
1413.0 $\mu\text{S/cm}$	1428 $\mu\text{S/cm}$	-15.0 $\mu\text{S/cm}$	2.00	9.0 $\mu\text{S/cm}$
111.3 mS/cm	108.4 mS/cm	2.9 mS/cm	2.00	0.67 mS/cm

After Adjustment ; at 1413 $\mu\text{S/cm}$

Standard Conductivity Solution	Unit Under Calibration Reading	Correction	Coverage Factor (k)	Uncertainty (±)
25.000 $\mu\text{S/cm}$	25.9 $\mu\text{S/cm}$	-0.900 $\mu\text{S/cm}$	2.00	0.21 $\mu\text{S/cm}$
1413.0 $\mu\text{S/cm}$	1413 $\mu\text{S/cm}$	0.0 $\mu\text{S/cm}$	2.00	9.0 $\mu\text{S/cm}$
111.3 mS/cm	107.5 mS/cm	3.8 mS/cm	2.00	0.67 mS/cm

The End of Certificate

Calibration Certificate

Certificate No.:

2302827-001-01

Client name:

UNITED ANALYST AND ENGINEERING CONSULTANT CO., LTD.

Address:

3 Soi Udomsuk 41, Sukhumvit Road,
Bangchak, Phrakhanong, Bangkok 10260

Page 1 of 4

Equipment:

Electronic Balance

Manufacturer:

METTLER TOLEDO

Model:

XSR204

Serial No.:

C117635043

ID No.:

UAE.WAS.012/2564

Order No.:

2302827

Operation No.:

2302827-001

Date of Receipt:

10 May 2023

Date of Calibration:

10 May 2023

Calibrated by

Mr.Manas Somsak
Specialist

Approved by

(Mr.Pheraphat Tuanjit)

Manager, Division of Calibration Laboratory

Date of Issue:

18 May 2023

Responsible for the Technical Management Team

The uncertainties are for a confidence probability of approximately 95%

This Certificate is issued in accordance with the conditions of accreditation granted by the Thai Laboratory Accreditation Scheme which has assessed the measurement capability of the laboratory and its traceability to recognized national standards and to the units of measurement realized at the corresponding national standards laboratory. This certificate may not be reproduced other than in full except with the prior written approval of the National Food Institute.

F-CS-009 Revision: 01 Date: 20-04-65

Calibration Report

Certificate No.: 2302827-001-01

Equipment: Electronic Balance

Model: XSR204

Serial No.: C117635043

Capacity: 220 g

Manufacturer: METTLER TOLEDO

Resolution: 0.0001 g

ID No.: UAE.WAS.012/2564

Date of Calibration: 10 May 2023

Page 2 of 4

Environment Condition: Ambient Temperature 21.4 ± 0.2 °C Relative Humidity: 43.4 ± 0.9 %

Place of Calibration: Balance room (Water Analysis Unit), UNITED ANALYST AND ENGINEERING CONSULTANT CO., LTD.

Condition of Equipment: Good Condition

Condition of This Results of Calibration:

1. Calibration Method: NFI Method W-MA-001 In-House Method based on UKAS Lab 14 : 2019

2. Reference Standards:

Reference Standard Model Serial No. Calibrated By Certificate No. Due Date

Standard Weight Class E2 1mg to 200g B505567572 TCS M23040535 8 April 2024

Instrument Model Serial No. Calibrated By Certificate No. Due Date

Thermo-Hygro Meter 608-H1 NFI.BTH 016/23 Quality Reborn QR23-0489 21 February 2024

3. This certification is traceable to SI UNIT

4. This certificate was certified only for the instrument we calibrated.

5. This result of calibration was found accurate as shown on date and place of calibration only.

Calibration Results:

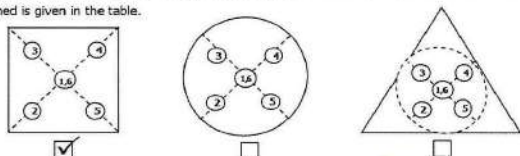
1. Repeatability of Reading:

Nominal Value (g)	Standard Deviation of Reading (g)
100	0.000032
200	0.000032

2. Off-Center Error:

A mass of 100 g was placed and moved to various position on pan.

The balance reading obtained is given in the table.



1	2	3	4	5	6	(Maximum Difference)
(g)	(g)	(g)	(g)	(g)	(g)	(g)
100.0002	100.0002	100.0002	100.0002	100.0003	100.0002	0.0001

F-CS-012 Revision: 01 Date: 20-04-65



Calibration Report

Certificate No.: 2302827-001-01

Equipment: Electronic Balance

Model: XSR204

Serial No.: C117635043

Capacity: 220 g

Manufacturer: METTLER TOLEDO

Resolution: 0.0001 g

ID No.: UAE.WAS.012/2564

Date of Calibration: 10 May 2023

Page 3 of 4

Calibration Results: (Continued)

Calibration Range: 0 - 200 g

Calibration Adjustment: Internal Calibration

3. Departure from Nominal Value:

Nominal Value (g)	Standard Value (g)	Average Reading (g)	Correction (g)	Uncertainty (± g)	Coverage Factor k
Unload	0.00000	0.0000	0.0000	0.000085	2.00
0.01	0.01000	0.0100	0.0000	0.000085	2.00
0.02	0.02001	0.0200	0.0000	0.000085	2.00
0.05	0.05000	0.0500	0.0000	0.000085	2.00
0.1	0.10001	0.1000	0.0000	0.000085	2.00
0.2	0.20001	0.2000	0.0000	0.000085	2.00
0.5	0.50002	0.5000	0.0000	0.000085	2.00
1	1.00000	1.0000	0.0000	0.000086	2.00
2	2.00002	2.0000	0.0000	0.000086	2.00
3	3.00003	3.0000	0.0000	0.000087	2.00
5	5.00002	5.0000	0.0000	0.000087	2.00
10	10.00001	10.0000	0.0000	0.000088	2.00
20	20.00003	20.0000	0.0000	0.000092	2.00
30	30.00004	30.0000	0.0000	0.000098	2.00
40	40.00007	40.0000	0.0000	0.00011	2.00
45	45.00009	45.0001	0.0000	0.00013	2.00

F-CS-012 Revision: 01 Date: 20-04-65



Calibration Report

Certificate No.: 2302827-001-01

Equipment:

Electronic Balance

Manufacturer: METTLER TOLEDO

Model: XSR204

Resolution: 0.0001 g

Serial No.: C117635043

ID No.: UAE.WAS.012/2564

Capacity: 220 g

Date of Calibration: 10 May 2023

Page 4 of 4

Calibration Results: (Continued)

Calibration Range: 0 - 200 g

Calibration Adjustment: Internal Calibration

3. Departure from Nominal Value:

Nominal Value (g)	Standard Value (g)	Average Reading (g)	Correction (g)	Uncertainty (± g)	Coverage Factor k
50	50.00003	50.0000	0.0000	0.00011	2.00
55	55.00005	55.0000	0.0000	0.00012	2.00
60	60.00004	60.0000	0.0000	0.00012	2.00
65	65.00005	65.0000	0.0000	0.00013	2.00
70	70.00006	70.0001	-0.0001	0.00013	2.00
75	75.00008	75.0002	-0.0001	0.00013	2.00
80	80.00007	80.0002	-0.0001	0.00014	2.00
85	85.00009	85.0002	-0.0001	0.00014	2.00
90	90.00010	90.0002	-0.0001	0.00015	2.00
100	100.00006	100.0002	-0.0001	0.00016	2.00
120	120.00009	120.0002	-0.0001	0.00018	2.00
150	150.00009	150.0002	-0.0001	0.00021	2.00
200	200.00016	200.0003	-0.0001	0.00028	2.00

The reported uncertainty of measurement was based on a standard uncertainty multiplied by a coverage factor k , providing a level of confidence of approximately 95 %.

----- End -----

F-CS-012 Revision: 01 Date: 20-04-65



CERTIFICATE OF CALIBRATION

Certificate No. : SP23-021

Page 1 of 5

Customer : United Analyst and Engineering Consultant Co.,Ltd. (Head Office)

Address : 3 Soi Udomsuk 41, Sukhumvit Road, Bangchak, Phrakhanong,

Bangkok 10260

Location of calibration : Laboratory 315

Equipment : UV-Vis Spectrophotometer

Manufacturer : Agilent Technologies

Model : Cary 60

Serial No. : MY15410009

ID No. : N/A

Received Date : 20 May 2023

Calibration Date : 20 May 2023

Issue Date : 23 May 2023

Condition Instrument : Good

Calibrated by :

(Mr.Tanawut Rittidach)


(Ms. Chonthicha Sangngern)

Technical Manager


Quality Manager

The calibration result is applied only to the above calibrated item and was found accurate as shown on date and place of calibration only.

The measurement capability of the laboratory and its traceability to recognized national standards and to the unit of measurement realized at the corresponding national standards laboratory. This certificate may not be reproduced other than in full except with the prior written approval of the DQE Services Co., Ltd.



DQE Services Co.,Ltd.
32 Soi Ladprao-Wanghin 55, Ladprao-Wanghin Rd., Ladprao, Bangkok 10230
Phone : +66 (0)2 538 2054, Email : dqeservicesinfo@gmail.com



REPORT OF CALIBRATION

Certificate No. : SP23-021
Page 2 of 5

Environment Condition : Ambient Temperature 25 ± 5 °C

Relative humidity 55 ± 20 %RH

Calibration method : In-house method CP-01 Based on ASTM E275-08

Certified Reference Materials :

Material	Serial No.	Certificate No.	Due date
Absorbance Standard set	25760	95935	22 October 2023
Absorbance Standard set	25757	95929	22 October 2023
Wavelength Standard set	25806	95916	22 October 2023
Wavelength Standard set	25758	95915	22 October 2023

Traceability This certification is traceable to the International System of Unit maintained at National -
Institute of Standards and Technology (NIST) through Starna Scientific Limited

Spectral Band Width of UUC : 1.5 nm.

Scan Speed of UUC : 60 nm/min


Scan Interval of UUC : 0.15 nm.

Resolution of UUC : Photometric 0.0001 Abs.


Wavelength 0.1 nm.

FM-708-02 R01 1/11/2021

เอกสารไม่ควบคุม



DQE Services Co.,Ltd.
32 Soi Ladprao-Wanghin 55, Ladprao-Wanghin Rd., Ladprao, Bangkok 10230
Phone : +66 (0)2 538 2054, Email : dqeservicesinfo@gmail.com



REPORT OF CALIBRATION

Certificate No. : SP23-021
Page 3 of 5

Calibration Results : Without adjustment

Photometric Accuracy :

Wavelength (nm.)	CRMs Values (Abs)	UUC Reading (Abs)	Correction (Abs)	Uncertainty (Abs)	Coverage factor k
420	0.0000	0.0000	0.0000	0.0028	2.00
	0.5787	0.5742	0.0045	0.0031	2.00
	1.0490	1.0423	0.0067	0.0029	2.00
	2.1900	2.1847	0.0053	0.0075	2.00
440	0.0000	0.0000	0.0000	0.0028	2.00
	0.5607	0.5577	0.0030	0.0034	2.00
	1.0247	1.0234	0.0013	0.0035	2.00
	2.1229	2.1171	0.0058	0.0088	2.00
465	0.0000	0.0000	0.0000	0.0028	2.00
	0.5236	0.5184	0.0052	0.0029	2.00
	0.9634	0.9607	0.0027	0.0029	2.00
	1.9763	1.9715	0.0048	0.0081	2.00
546.1	0.0000	-0.0001	0.0001	0.0028	2.00
	0.5191	0.5159	0.0032	0.0031	2.00
	1.0003	0.9980	0.0023	0.0033	2.00
	1.9987	1.9917	0.0070	0.0087	2.00
590	0.0000	0.0000	0.0000	0.0028	2.00
	0.5523	0.5501	0.0022	0.0030	2.00
	1.0809	1.0808	0.0001	0.0030	2.00
	2.0391	2.0336	0.0055	0.0081	2.00
635	0.0000	0.0000	0.0000	0.0028	2.00
	0.5601	0.5585	0.0016	0.0031	2.00
	1.0512	1.0485	0.0027	0.0030	2.00
	1.9294	1.9317	-0.0023	0.0083	2.00

FM-708-02 R01 1/11/2021

เอกสารไม่ควบคุม

REPORT OF CALIBRATION

Certificate No. : SP23-021

Page 4 of 5

Photometric Accuracy :

Wavelength (nm.)	CRMs Values (Abs)	UUC Reading (Abs)	Correction (Abs)	Uncertainty (Abs)	Coverage factor <i>k</i>
235	0.0000	0.0000	0.0000	0.0050	2.00
	0.7478	0.7436	0.0042	0.0058	2.00
257	0.0000	0.0000	0.0000	0.0050	2.00
	0.8686	0.8648	0.0038	0.0064	2.00
313	0.0000	0.0000	0.0000	0.0050	2.00
	0.2912	0.2908	0.0004	0.0052	2.00
350	0.0000	0.0000	0.0000	0.0050	2.00
	0.6448	0.6398	0.0050	0.0058	2.00

เอกสารไม่ควบคุม**REPORT OF CALIBRATION**

Certificate No. : SP23-021

Page 5 of 5

Wavelength Accuracy :

CRMs Values (nm.)	UUC Reading (nm.)	Correction (nm.)	Uncertainty (nm.)	Coverage factor <i>k</i>
241.72	242.0	-0.28	0.18	2.00
279.45	279.5	-0.05	0.18	2.00
287.81	287.5	0.31	0.18	2.00
334.06	333.5	0.56	0.18	2.00
360.93	360.3	0.63	0.18	2.00
418.59	418.0	0.59	0.18	2.00
445.94	445.3	0.64	0.18	2.00
453.66	453.0	0.66	0.18	2.00
460.02	459.6	0.42	0.18	2.00
536.59	536.4	0.19	0.18	2.00
637.98	638.3	-0.32	0.18	2.00
431.38	431.0	0.38	0.18	2.00
472.50	472.5	0.00	0.18	2.00
513.47	513.5	-0.03	0.18	2.00
528.88	529.0	-0.12	0.18	2.00
573.17	573.0	0.17	0.18	2.00
585.35	585.0	0.35	0.20	2.00
684.40	684.5	-0.10	0.18	2.00
740.72	741.0	-0.28	0.20	2.00
748.55	748.5	0.05	0.18	2.00
807.03	807.0	0.03	0.18	2.00
879.28	879.5	-0.22	0.18	2.00

Remark : - UUC = Unit Under Calibration

- N/A = Not Available

- The result expanded uncertainty of measurement *U* is stated as the standard uncertainty of measurement multiplied by the coverage factor *k*,

which for a normal distribution corresponds to a coverage probability of approximately 95%

- * Indicates non TISI accredited

- End of Certificate -

เอกสารไม่ควบคุม



CERTIFICATE OF CALIBRATION

Certificate No. : SP24-018

Page 1 of 5

Customer : United Analyst and Engineering Consultant Co.,Ltd. (Head Office)

Address : 3 Soi Udomsuk 41, Sukhumvit Road, Bangchak, Phrakhanong, Bangkok 10260

Location of calibration : Laboratory 315

Equipment : UV-Vis Spectrophotometer

Manufacturer : Agilent Technologies

Model : Cary 60

Serial No. : MY15410009

ID No. : UAE.WAT.020/2558

Received Date : 7 May 2024

Calibration Date : 7 May 2024

Issue Date : 9 May 2024

Condition Instrument : Good

Calibrated by :

(Mr.Tanawut Rittidach)

Technical Manager

(Ms. Chonthicha Sangnorn)

Quality Manager

The calibration result is applied only to the above calibrated item and was found accurate as shown on date and place of calibration only.

The measurement capability of the laboratory and its traceability to recognized national standards and to the unit of measurement realized at the corresponding national standards laboratory. This certificate may not be reproduced other than in full except with the prior written approval of the DQE Services Co., Ltd.

เอกสารไม่ควบคุม



REPORT OF CALIBRATION

Certificate No. : SP24-018

Page 2 of 5

Environment Condition : Ambient Temperature 25 ± 5 °CRelative humidity 55 ± 20 %RH

Calibration method : In-house method CP-01 Based on ASTM E275-08

Certified Reference Materials :

Material	Serial No.	Certificate No.	Due date
Absorbance Standard set	25760	115663	25 October 2025
Absorbance Standard set	25757	115638	25 October 2025
Wavelength Standard set	25806	115657	25 October 2025
Wavelength Standard set	25758	115665	25 October 2025

Traceability : This certification is traceable to the International System of Unit maintained at National -

Institute of Standards and Technology (NIST) through Starna Scientific Limited

Spectral Band Width of UUC : 1.5 nm.

Scan Speed of UUC : 60 nm/min

Scan Interval of UUC : 0.15 nm.

Resolution of UUC : Photometric 0.0001 Abs.

Wavelength 0.1 nm.

เอกสารไม่ควบคุม

REPORT OF CALIBRATION

Certificate No. : SP24-018

Page 3 of 5

Calibration Results : Without adjustment

Photometric Accuracy :

Wavelength (nm.)	CRMs Values (Abs)	UUC Reading (Abs)	Correction (Abs)	Uncertainty (Abs)	Coverage factor <i>k</i>
420	0.0000	0.0000	0.0000	0.0028	2.00
	0.5780	0.5747	0.0033	0.0031	2.00
	1.0484	1.0438	0.0046	0.0029	2.00
	2.1876	2.1832	0.0044	0.0080	2.00
440	0.0000	0.0000	0.0000	0.0028	2.00
	0.5595	0.5581	0.0014	0.0034	2.00
	1.0239	1.0231	0.0008	0.0035	2.00
	2.1230	2.1219	0.0011	0.0080	2.00
465	0.0000	0.0000	0.0000	0.0028	2.00
	0.5230	0.5184	0.0046	0.0030	2.00
	0.9633	0.9614	0.0019	0.0029	2.00
	1.9753	1.9731	0.0022	0.0070	2.00
546.1	0.0000	0.0000	0.0000	0.0028	2.00
	0.5181	0.5150	0.0031	0.0031	2.00
	1.0002	0.9964	0.0038	0.0033	2.00
	1.9973	1.9914	0.0059	0.0088	2.00
590	0.0000	0.0000	0.0000	0.0028	2.00
	0.5517	0.5485	0.0032	0.0030	2.00
	1.0803	1.0772	0.0031	0.0030	2.00
	2.0373	2.0293	0.0080	0.0080	2.00
635	0.0000	0.0000	0.0000	0.0028	2.00
	0.5591	0.5565	0.0026	0.0031	2.00
	1.0518	1.0482	0.0036	0.0030	2.00
	1.9274	1.9202	0.0072	0.0079	2.00

เอกสารไม่ควบคุม

FM-108-02-Rev D (1/1/21)

REPORT OF CALIBRATION

Certificate No. : SP24-018

Page 4 of 5

Photometric Accuracy :

Wavelength (nm.)	CRMs Values (Abs)	UUC Reading (Abs)	Correction (Abs)	Uncertainty (Abs)	Coverage factor <i>k</i>
235	0.0000	0.0000	0.0000	0.0050	2.00
	0.7469	0.7435	0.0034	0.0057	2.00
257	0.0000	0.0000	0.0000	0.0050	2.00
	0.8674	0.8639	0.0035	0.0060	2.00
313	0.0000	0.0000	0.0000	0.0050	2.00
	0.2919	0.2907	0.0012	0.0051	2.00
350	0.0000	0.0000	0.0000	0.0050	2.00
	0.6430	0.6402	0.0028	0.0055	2.00

เอกสารไม่ควบคุม

FM-108-02-Rev D (1/1/21)

REPORT OF CALIBRATION

Certificate No. : SP24-018

Page 5 of 5

Wavelength Accuracy :

CRMs Values (nm.)	UUC Reading (nm.)	Correction (nm.)	Uncertainty (nm.)	Coverage factor k
241.72	242.0	-0.28	0.18	2.00
279.45	279.5	-0.05	0.18	2.00
287.81	287.9	-0.09	0.18	2.00
334.06	333.9	0.16	0.18	2.00
360.93	360.5	0.43	0.18	2.00
418.59	418.1	0.49	0.18	2.00
445.94	445.6	0.34	0.18	2.00
453.66	453.3	0.36	0.18	2.00
460.02	459.8	0.22	0.18	2.00
536.59	536.0	0.59	0.18	2.00
637.98	638.7	-0.72	0.18	2.00
431.38	430.8	0.58	0.18	2.00
472.50	472.4	0.10	0.18	2.00
513.47	513.7	-0.23	0.18	2.00
528.88	529.1	-0.22	0.18	2.00
573.17	573.5	-0.33	0.18	2.00
585.35	585.2	0.15	0.20	2.00
684.40	685.1	-0.70	0.18	2.00
740.72	741.4	-0.68	0.20	2.00
748.55	749.1	-0.55	0.18	2.00
807.03	807.3	-0.27	0.18	2.00
879.28	879.3	-0.02	0.18	2.00

Remark : - UUC = Unit Under Calibration

- N/A = Not Available

- The result expanded uncertainty of measurement U is stated as the standard uncertainty of measurement multiplied by the coverage factor k,

which for a normal distribution corresponds to a coverage probability of approximately 95%

- * Indicates non TISI accredited

- End of Certificate -

เอกสารไม่ควบคุม

FM-708-02 R01 1/11/2021

CERTIFICATE OF CALIBRATION

Certificate No. : SP24-008

Page 1 of 5

Customer : United Analyst and Engineering Consultant Co.,Ltd. (Head Office)

Address : 3 Soi Udomsuk 41, Sukhumvit Road, Bangchak, Phrakhanong, Bangkok 10260

Location of calibration : Laboratory 315

Equipment : UV-Vis Spectrophotometer

Manufacturer : Hitachi

Model : U-1900

Serial No. : 2021-064

ID No. : UAE.WAS.006/2552

Received Date : 16 January 2024

Calibration Date : 16 January 2024

Issue Date : 19 January 2024

Condition Instrument : Good

Calibrated by :

(Mr.Tanawut Rittidach)

(Ms. Chonthicha Sangngern)

Technical Manager

Quality Manager

The calibration result is applied only to the above calibrated item and was found accurate as shown on date and place of calibration only.

The measurement capability of the laboratory and its traceability to recognized national standards and to the unit of measurement realized at the corresponding national standards laboratory. This certificate may not be reproduced other than in full except with the prior written approval of the DQE Services Co., Ltd.

เอกสารไม่ควบคุม

FM-708-02 R01 1/11/2021

REPORT OF CALIBRATION

Certificate No. : SP24-008

Page 2 of 5

Environment Condition : Ambient Temperature 25 ± 5 °CRelative humidity 55 ± 20 %RH

Calibration method : In-house method CP-01 Based on ASTM E275-08

Certified Reference Materials :

Material	Serial No.	Certificate No.	Due date
Absorbance Standard set	25760	115663	25 October 2025
Absorbance Standard set	25757	115638	25 October 2025
Wavelength Standard set	25806	115657	25 October 2025
Wavelength Standard set	25758	115665	25 October 2025

Traceability : This certification is traceable to the International System of Unit maintained at National -
Institute of Standards and Technology (NIST) through Starna Scientific Limited

Spectral Band Width of UUC : 4.0 nm.

Scan Speed of UUC : 200 nm/min

Scan Interval of UUC : 0.1 nm.

Resolution of UUC : Photometric 0.001 Abs.

Wavelength 0.1 nm.

เอกสารไม่ควบคุม

REPORT OF CALIBRATION

Certificate No. : SP24-008

Page 3 of 5

Calibration Results : Without adjustment

Photometric Accuracy :

Wavelength (nm.)	CRMs Values (Abs)	UUC Reading (Abs)	Correction (Abs)	Uncertainty (Abs)	Coverage factor <i>k</i>
420	0.0000	0.000	0.0000	0.0028	2.00
	0.5780	0.575	0.0030	0.0031	2.00
	1.0484	1.046	0.0024	0.0029	2.00
	2.1876	2.186	0.0016	0.0080	2.00
440	0.0000	0.000	0.0000	0.0028	2.00
	0.5595	0.558	0.0015	0.0034	2.00
	1.0239	1.024	-0.0001	0.0035	2.00
	2.1230	2.121	0.0020	0.0079	2.00
465	0.0000	0.000	0.0000	0.0028	2.00
	0.5230	0.520	0.0030	0.0030	2.00
	0.9633	0.961	0.0023	0.0029	2.00
	1.9753	1.975	0.0003	0.0070	2.00
546.1	0.0000	0.000	0.0000	0.0028	2.00
	0.5181	0.516	0.0021	0.0031	2.00
	1.0002	0.999	0.0012	0.0033	2.00
	1.9973	1.994	0.0033	0.0084	2.00
590	0.0000	0.000	0.0000	0.0028	2.00
	0.5517	0.550	0.0017	0.0030	2.00
	1.0803	1.080	0.0003	0.0030	2.00
	2.0373	2.032	0.0053	0.0080	2.00
635	0.0000	0.000	0.0000	0.0028	2.00
	0.5591	0.558	0.0011	0.0031	2.00
	1.0518	1.051	0.0008	0.0030	2.00
	1.9274	1.923	0.0044	0.0079	2.00

เอกสารไม่ควบคุม

REPORT OF CALIBRATION

Certificate No. : SP24-008

Page 4 of 5

Photometric Accuracy :

Wavelength (nm.)	CRMs Values (Abs)	UUC Reading (Abs)	Correction (Abs)	Uncertainty (Abs)	Coverage factor <i>k</i>
235	0.0000	0.000	0.0000	0.0050	2.00
	0.7469	0.748	-0.0011	0.0057	2.00
257	0.0000	0.000	0.0000	0.0050	2.00
	0.8674	0.865	0.0024	0.0059	2.00
313	0.0000	0.000	0.0000	0.0050	2.00
	0.2919	0.293	-0.0011	0.0051	2.00
350	0.0000	0.000	0.0000	0.0050	2.00
	0.6430	0.641	0.0020	0.0055	2.00

เอกสารไม่ควบคุม

REPORT OF CALIBRATION

Certificate No. : SP24-008

Page 5 of 5

Wavelength Accuracy :

CRMs Values (nm.)	UUC Reading (nm.)	Correction (nm.)	Uncertainty (nm.)	Coverage factor <i>k</i>
241.54	241.1	0.44	0.18	2.00
279.40	278.9	0.50	0.18	2.00
288.70	288.0	0.70	0.18	2.00
334.22	333.8	0.42	0.18	2.00
361.26	360.8	0.46	0.18	2.00
418.48	418.2	0.28	0.18	2.00
446.70	446.0	0.70	0.18	2.00
453.20	453.1	0.10	0.18	2.00
460.06	459.6	0.46	0.18	2.00
536.90	536.4	0.50	0.18	2.00
637.94	637.6	0.34	0.18	2.00
440.74	440.1	0.64	0.18	2.00
472.22	472.0	0.22	0.18	2.00
513.70	513.5	0.20	0.18	2.00
528.72	528.2	0.52	0.18	2.00
574.60	574.3	0.30	0.18	2.00
585.48	585.0	0.48	0.20	2.00
684.63	684.2	0.43	0.18	2.00
740.27	740.0	0.27	0.20	2.00
748.28	747.8	0.48	0.18	2.00
807.16	806.8	0.36	0.18	2.00
879.70	879.2	0.50	0.18	2.00

Remark : - UUC = Unit Under Calibration

- N/A = Not Available

- The result expanded uncertainty of measurement *U* is stated as the standard uncertainty of measurement multiplied by the coverage factor *k* ,

which for a normal distribution corresponds to a coverage probability of approximately 95%

- * Indicates non TISI accredited

- End of Certificate -

เอกสารไม่ควบคุม



PinAAcle 900F Preventive Maintenance Report

Company Name: UNITED ANALYST AND ENGINEERING

Instrument Location: BANGCHAK, PRAKHANONG
BANGKOK, 10260

Instrument Serial No.: PFBS20031902

Date: 26-Jun-2023

เอกสารไม่ควบคุม

PinAAcle 900F Preventive Maintenance (PM)

Company Name:	UNITED ANALYST AND ENGINEERING		
Address (Instrument Location):	BANGCHAK, PRAKHANONG, BANGKOK, 10260		
Serial Number:	PFBS20031902	PM Number:	2/2
Customer Name (if applicable):	K. SATIDA	Telephone Number:	095-558-0049
Customer Support Engineer Name:	K. DUANG	Service Order Number:	WO-02273773
Date PM Performed: (DD-MMM-YYYY)	Jun 26, 2023	Next PM Due Date: (DD-MMM-YYYY)	Dec 30, 2023
Standard Labor Hours to Complete PM :		5 hours	

Part Number	Release	Publication Date	
09370145 Rev.9	A	January 2018	

Scope

The purpose of this PM is to ensure the continued functionality of the PinAAcle 900F by inspecting and replacing any worn or damaged parts. This service should only be performed by a trained representative of PerkinElmer.

The customer should save their method before the PM begins.

General Instructions:

The customer must provide the engineer operational data to demonstrate recent instrument performance prior to starting the PM.

Always check with the customer before making any changes that may affect the customer's analysis or calibration, including a current back-up of system software and/or data files.

The completed document should be signed by an authorized PerkinElmer and customer representative and left with the customer.

Update the PM sticker and instrument logbook as required.

Copyright Information

This document contains proprietary information that is protected by copyright. All rights are reserved.

No part of this publication may be reproduced in any form whatsoever or translated into any language without the prior, written permission of PerkinElmer, Inc.

Copyright © 2013 PerkinElmer, Inc.

Trademarks

Registered names, trademarks, etc. used in this document, even when not specifically marked as such, are protected by law. PerkinElmer is a registered trademark of PerkinElmer, Inc. All other trademarks and registered trademarks not owned by PerkinElmer, Inc. or its subsidiaries that are depicted herein are the property of their respective owners.

Except as specifically set forth in its terms and conditions of sale, PerkinElmer makes no Warranty of any kind with regard to this document, including, but not limited to, the implied warranties of merchantability and fitness for a particular purpose.

PerkinElmer shall not be liable for incidental or consequential damages in connection with the furnishing or use of this document.

เอกสารไม่ควบคุม

Component List

Component / Specific Model	Serial #	Configuration Notes

Parts Lists

Parts Included with the PM		
Part Number (if applicable)	Description	Quantity
B0501696	Fan Filters	N/A
N3160156	O-Ring Kits for Sampling Introduction (Stainless Steels Nebulizer)	N/A
N3160157	O-Ring Kits for Sampling Introduction (Plastic Nebulizer)	N/A
N9301714	Replacement Acetylene Filter Cartridge	N/A
TH001022	Replacement Air Filter Cartridge	N/A

Additional Reagents and Standards Required for PM				
Part Number (if applicable)	Description	Quality	Batch/Lot #	Expired Date (MM/YY)
N9300183	1000 mg/L Copper Standard	AR	26-87CUY1	30-Jan-2024

Additional Reagents and Standards Required for PM (Customer Support Solution)				
Part Number (if applicable)	Description	Quantity	Batch/Lot #	Expiration Date (MM/YY)
N/A	DI Water	250 ml.	AR	AR
N/A	0.5% HNO ₃	250 ml.	AR	AR

เอกสารไม่ควบคุม

Additional Tools Required for PM

Part Number (if applicable)	Description	Quantity	Serial #
N1013000	0.2A Neutral density filter	1	MG0-252
N1013002	1.0A Neutral density filter	1	MG0-358
03030997	System 2 EDL Driver	1	03030997
N3050605	As System 2 EDL	1	16148
N3050121	Cu Lumina HCL	1	092216-010130
N3050109	Ba Lumina HCL	1	102416-040160
N3050139	K Lumina HCL	1	110716-010060
N3050152	Ni Lumina HCL	1	100516-030190

เอกสารไม่ควบคุม

Procedure Checklist

Use (✓) to check off those steps in the checklist that have been completed.

1. General:

- ✓ Review the instrument performance with the customer and document any recent problems.
- ✓ Inspect the customer log book and make any appropriate PM entries.
- ✓ Perform general inspection of system for cleanliness.

2. PC Instrument Software:

- ✓ Instrument Software user files/databases archived, packed, and/or deleted as needed.

3. Mechanical:

- ✓ Inspect and clean all fans and filters. Replace filters if necessary
- ✓ Inspect all gas lines for leaks and/or wear. Replace if needed.
- ✓ Clean exterior of the instrument.
- ✓ Inspect the burner head, burner chamber, and nebulizer. Clean if needed as stated in the Hardware Guide.
- ✓ Check burner head dimensions with the feeler gauge as stated in the Hardware Guide in the Maintenance chapter section on cleaning the burner head and checking sloth width. Replace if out of specification
- ✓ Check the condition of the end cap, burner head, and nebulizer O-rings. Replace if necessary.
- ✓ Check the drain system for signs of wear. Replace worn or damaged parts.
- ✓ Visually check for proper flame conditions when igniting the Air-C2H2 and N2O-C2H2 flames (if applicable).

4. Electrical:

- ✓ Inspect PC boards. Clean if necessary.
- ✓ Carefully check all internal and external cable connections.
- ✓ Check instrument firmware revisions upgrade to current levels (if necessary)
- ✓ Run Diagnostics Test within the Advanced function of the Spectrometer page. Check the results in the service log folder in the Spectrometer BM Log Viewer.

5. Optics:

- ✓ Inspect and clean the sample compartment windows, if needed.
- ✓ Inspect optics. Clean or replace if necessary,

6. Gasses:

- ✓ Verify that the Gasses supplied to the instrument are within the pressure and purity specifications found in the PinAAcle 900 Series Pre-installation Checklist SDB.
- ✓ Verify that the acetylene filter and air filter element is dry. Replace if necessary.

7. Flame Interlock Check:

Description: Check to ensure that all safety interlocks are closed.

Parameter	Specification	Test Results	Pass/Fail
Flame Sensor	Air/C ₂ H ₂ Flame correctly shuts down	Active	Passed
Drain Sensor	Air/C ₂ H ₂ Flame correctly shuts down	Active	Passed
Nebulizer Sensor	Air/C ₂ H ₂ Flame correctly shuts down	Active	Passed
C ₂ H ₂ Pressure Sensor	Air/C ₂ H ₂ Flame correctly shuts down	Active	Passed
Air Pressure Sensor	Air/C ₂ H ₂ Flame correctly shuts down	Active	Passed
Burner Head Sensor	Choosing Nitrous Oxide as the oxidant should trigger an interlock shuts down	Active	Passed

8. After PM Performance tests:

8.1 Detector Linearity with Barium

Description: Ensures that the detector is linear in the Visible Range.

Parameter	Specification	Certificate Value at 553.6 nm (Abs.)	Test Results	Pass/Fail
1.0 A ND Filter	± 5% from Cert.	0.9798	0.9890	Passed
0.2 A ND Filter	± 5% from Cert.	0.2042	0.1975	Passed

8.2 Baseline Noise at 1.0 Absorbance with Barium

Description: Ensures that a high absorbance will not produce excessive noise.

Parameter	Specification	Results	Pass/Fail
Standard Deviation	≤ 0.010	0.0009	Passed

8.3 AA Baseline Noise with Copper

Description: Check baseline noise.

Parameter	Specification	Results	Pass/Fail
Standard Deviation	≤ 0.001	0.0002	Passed

8.4 D₂ Background Compensation with Copper

Description: Verifies the instruments ability to compensate for Background absorption.

Parameter	Specification	Results	Pass/Fail
Standard Deviation	≤ 0.010	-0.0062	Passed

8.5 AA-BG Baseline Noise with Copper

Description: Ensures that background correction does not produce excessive noise.

Parameter	Specification	Results	Pass/Fail
Standard Deviation	≤ 0.005	0.0002	Passed

8.6 AA-BG Baseline Noise with Arsenic

Description: Ensures that background correction does not produce excessive noise at a low wavelength.

Parameter	Specification	Results	Pass/Fail
Standard Deviation	≤ 0.005	0.0014	Passed

8.7 Flame Sensitivity

Description: Instrument Sensitivity checked against Copper standard.

Standard Copper Sensitivity	Specification	Results (Abs.)	Pass/Fail
5 mg/L Sensitivity SS Neb (if applicable)	> 0.250 Abs.	NA	Not Applicable
2 mg/L Sensitivity HS Neb (if applicable)	> 0.250 Abs.	0.3467	Passed

10. Review:

- ☒ Review with the customer PM work performed.
- ☒ Review with the customer routine maintenance procedures.
- ☒ Discuss recommended customer supplied materials to have on hand.
- ☒ Attach PM sticker.

Additional Comments

Additional Comments Regarding the PM

Review

The preventive maintenance checks and if applicable performance tests for PinAAcle 900F have been completed.

This PinAAcle 900F Passes ☒ Fails ☐ the preventive maintenance.

Review of Preventive Maintenance:

Authorized PerkinElmer Representative:		Date: 26-Jun-2023 (DD-MMM-YYYY)
Authorized Customer Representative:		Date: 26-Jun-2023 (DD-MMM-YYYY)




TECHNOLOGY PROMOTION ASSOCIATION (THAILAND-JAPAN)
CORPORATE SERVICES 3: EQUIPMENT CALIBRATION AND TESTING SERVICES
534/4 PATTANAKARN ROAD SOI 18, SUANLUANG, SUANLUANG BANGKOK 10250
TEL. 0-2717-3000-29 FAX. 0-2719-9484



Cert.No.: 23MM112
Page.: 1 of 3

Certificate of Calibration

Equipment : Electronic Balance
Manufacturer : Mettler Toledo
Model : XSR205
Serial No. : C009071872
ID No. : UAE.WAO.012/2563
Submitted by : United Analyst and Engineering Consultant Co.,Ltd.
3 Soi Udomsuk 41, Sukhumvit Road,
Bangchak, Phakhanong,
Bangkok 10260
Location : Balance Room
Received order : 26 April 2023
Calibration Date : 26 April 2023
Ambient Temperature : 15 °C to 40 °C
Relative Humidity : 30 % to 90 %
Calibrated by : Man Pattanapongpaiboon
Approved by : 
() Pornthippa Tameyakul
() Malee Butkruea
(✓) Suwit Imjai
Issue Date : 2 May 2023

The Uncertainties are for a confidence probability of approximately 95%

This certificate may not be reproduced other than in full, except with the prior written
Approval of the head of Corporate Services 3: Equipment Calibration and Testing Services.

เอกสารไม่ควบคุม



Equipment : Electronic Balance
Condition As-Received : Used Item
Reference : 2304-0459OC-1
Procedure used :-

Cert.No.: 23MM112
Page: 2 of 3

Calibration were conducted using in-house calibration procedure CP-OB01 according to direct measurement method against standard weight.

Condition of this result of calibration

1. Reference standard instruments:-

Instruments	Model	Serial No.	ID No.	Test report No.	Due date
1) Standard Weight Set (E2)	15884	24053	70RC007	MM-0010-22	20 Jan 2024

- This certificate is valid only to the item calibrated on date and place of calibration.
- This result of calibration was made on requested at the point specified by customer.
- This certificate is not certified for any commercial transaction.
- This certification is traceable to the International System of Unit.

Result of calibration () Without Adjustment (*) After Adjustment by Internal Calibration

Range capacity :	0 g to 81 g	Resolution	0.00001 g
	81 g to 220 g	Resolution	0.0001 g

Before Adjustment :

Applied Weight (g)	Balance Reading (g)	Correction (g)	Measurement Uncertainty (± mg)	Coverage Factor (k)
80	80.00005	-0.00005	0.15	2.00
200	199.9999	+0.0001	0.29	2.00

After Adjustment :

1. Determination of the standard deviation of weighing machine (n = 10)

Applied Weight (g)	Standard Deviation of Reading (g)
80	0.000007
200	0.00000

เอกสารไม่ควบคุม



Equipment : Electronic Balance
Condition As-Received : Used Item
Reference : 2304-0459OC-1

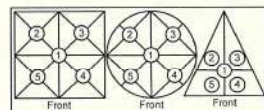
Result of calibration

2. Effect of off center loading

A mass of 100 g was placed to various position on the pan.
The weighing machine reading error obtained is given in the table

Cert.No.: 23MM112

Page: 3 of 3



Maximum difference between
off-center and central loading
(g)
0.0001

Position 1 (g)	Position 2 (g)	Position 3 (g)	Position 4 (g)	Position 5 (g)
-0.0001	-0.0001	0.0000	-0.0001	-0.0001

3. Departure from nominal value

Applied Weight (g)	Balance Reading (g)	Correction (g)	Measurement Uncertainty (± mg)	Coverage Factor (k)
Unload	0.00000	0.00000	0.014	2.13
0.05	0.05001	-0.00001	0.015	2.09
0.1	0.10001	-0.00001	0.015	2.09
1	1.00001	-0.00001	0.018	2.04
5	5.00003	-0.00003	0.026	2.00
20	20.00006	-0.00006	0.045	2.00
50	50.00006	-0.00006	0.080	2.00
80	80.00004	-0.00004	0.15	2.00
100	100.0000	0.0000	0.16	2.00
150	150.0000	0.0000	0.29	2.00
200	200.0000	0.0000	0.29	2.00

The reported uncertainty of measurement was based on a standard uncertainty multiplied by a coverage factor k , providing a level of confidence of approximately 95 %.

-000-

เอกสารไม่



อุตสาหกรรมพัฒนาผลิตภัณฑ์อาหาร
ศูนย์บริการห้องปฏิบัติการอุตสาหกรรมอาหาร
Foundation for Industrial Development National Food Institute
Food Industrial Laboratory Service Center



Calibration Certificate

Certificate No.: 2402283-001-01
Client name: UNITED ANALYST AND ENGINEERING CONSULTANT CO., LTD.
Address: 3 Soi Udomsuk 41, Sukhumvit Road,
Bangchack, Prakhonong, Bangkok 10260

Page 1 of 4

Equipment: Electronic Balance
Manufacturer: METTLER TOLEDO
Model: XSR205DU
Serial No.: C009071872
ID No.: UAE.WAO.012/2563
Order No.: 2402283
Operation No.: 2402283-001
Date of Receipt: 2 April 2024
Date of Calibration: 2 April 2024

Calibrated by Mr.Jerawut Prapawuttipong
Scientist

Approved by
(Mr.Pheraphat Tuanjit)
Manager, Division of Calibration Laboratory
Responsible for the Technical Management Team

Date of Issue: 9 April 2024

The uncertainties are for a confidence probability of approximately 95%

This Certificate is issued in accordance with the conditions of accreditation granted by the Thai Laboratory Accreditation Scheme which has assessed the measurement capability of the laboratory and its traceability to recognized national standards and to the units of measurement realized at the corresponding national standards laboratory. This certificate may not be reproduced other than in full except with the prior written approval of the National Food Institute.

FI-CS-009 Revision: 01 Date: 20-04-65

2008 ซอย 35 ถนนสุขุมวิท แขวงบางซื่อ เขตบางซื่อ กรุงเทพมหานคร เอกสารไม่ควบคุม
2008 Soi 35, Arun Amarin Road, Bang Yi Khan Subdistrict, Bang Phlat District, Bangkok 10700, Thailand
Tel: +66(0) 2422 8588 Fax: +66(0) 2422 8545



nfi.or.th

Calibration Report

Certificate No.: 2402283-001-01
Equipment: Electronic Balance
Model: XSR205DU
Serial No.: C009071872
Capacity: 220 g
Manufacturer: METTLER TOLEDO
Resolution: 0.00001 g / 0.0001 g
ID No.: UAE.WAO.012/2563

Date of Calibration: 2 April 2024 Page 2 of 4

Environment Condition: Ambient Temperature: 24.5 ± 0.5 °C Relative Humidity: 47.5 ± 2.5 %

Place of Calibration: Laboratory, UNITED ANALYST AND ENGINEERING CONSULTANT CO., LTD.

Condition of Equipment: Good Condition

Condition of This Results of Calibration:

1. Calibration Method: NFI Method W-MA-001 In-House Method based on UKAS Lab 14 : 2019

2. Reference Standards:

Reference Standard	Model	Serial No.	Calibrated By	Certificate No.	Due Date
Standard Weight Class E2	1mg to 200g	B505567572	TCS	M23040535	8 April 2024

Instrument	Model	Serial No.	Calibrated By	Certificate No.	Due Date
Thermo-Hygro Meter	608-H1	NFLBTH 016/23	Quality Reborn	QR24-0343	9 February 2025

3. This certification is traceable to SI UNIT

4. This certificate was certified only for the instrument we calibrated.

5. This result of calibration was found accurate as shown on date and place of calibration only.

Calibration Results:

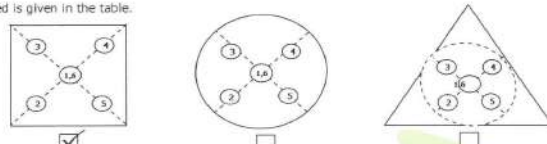
1. Repeatability of Reading:

Nominal Value (g)	Standard Deviation of Reading (g)
40	0.0000052
80	0.0000063
100	0.000048
200	0.000053

2. Off-Center Error:

A mass of 100 g was placed and moved to various position on pan.

The balance reading obtained is given in the table.



1	2	3	4	5	6	(Maximum Difference)
(g)	(g)	(g)	(g)	(g)	(g)	(g)
100.0002	100.0001	100.0002	99.9999	100.0001	100.0001	0.0003

F-CS-012 Revision: 01 Date: 20-04-65



nfi.or.th

Calibration Report

Certificate No.: 2402283-001-01
Equipment: Electronic Balance
Model: XSR205DU
Serial No.: C009071872
Capacity: 220 g
Manufacturer: METTLER TOLEDO
Resolution: 0.00001 g / 0.0001 g
ID No.: UAE.WAO.012/2563

Date of Calibration: 2 April 2024 Page 3 of 4

Calibration Results: (Continued)

Calibration Range: 0 - 80 g

Calibration Adjustment: Internal Calibration

3. Departure from Nominal Value: (Range: 0 - 80 g ; Resolution: 0.00001 g)

Nominal Value (g)	Standard Value (g)	Average Reading (g)	Correction (g)	Uncertainty (± g)	Coverage Factor k
Unload	0.000000	0.00000	0.00000	0.0000088	2.00
0.001	0.001003	0.00101	-0.00001	0.0000091	2.00
0.005	0.005003	0.00499	0.00001	0.0000094	2.00
0.01	0.010003	0.01000	0.00000	0.0000091	2.00
0.05	0.049996	0.05000	0.00000	0.0000098	2.00
0.1	0.100011	0.10000	0.00001	0.000011	2.00
0.5	0.500016	0.50001	0.00001	0.000014	2.00
1	1.000003	1.00002	-0.00002	0.000016	2.00
2	2.000023	2.00001	0.00001	0.000017	2.00
5	5.000017	5.00002	0.00000	0.000020	2.00
10	10.000009	10.00000	0.00001	0.000026	2.00
20	20.000031	20.00002	0.00001	0.000037	2.00
30	30.000040	30.00003	0.00001	0.000052	2.00
50	50.000028	50.00004	-0.00001	0.000068	2.00
80	80.000068	80.00005	0.00002	0.00011	2.00

F-CS-012 Revision: 01 Date: 20-04-65



nfi.or.th

Calibration Report

Certificate No.: 2402283-001-01

Equipment:

Electronic Balance

Manufacturer: METTLER TOLEDO

Model: XSR20SDU

Resolution: 0.00001 g / 0.0001 g

Serial No.: C009071872

ID No.: UAE.WAO.012/2563

Capacity: 220 g

Date of Calibration: 2 April 2024

Page 4 of 4

Calibration Results: (Continued)

Calibration Range: 81 - 200 g

Calibration Adjustment: Internal Calibration

3. Departure from Nominal Value: (Range: 81 - 200 g ; Resolution: 0.0001 g)

Nominal Value (g)	Standard Value (g)	Average Reading (g)	Correction (g)	Uncertainty (± g)	Coverage Factor k
90	90.00010	90.0000	0.0001	0.00015	2.00
100	100.00006	100.0000	0.0001	0.00015	2.00
110	110.00007	110.0001	0.0000	0.00017	2.00
120	120.00009	120.0000	0.0001	0.00018	2.00
130	130.00010	130.0000	0.0001	0.00019	2.00
140	140.00014	140.0000	0.0001	0.00020	2.00
150	150.00009	150.0001	0.0000	0.00020	2.00
160	160.00010	160.0001	0.0000	0.00022	2.00
170	170.00012	170.0001	0.0000	0.00023	2.00
200	200.00016	200.0000	0.0002	0.00028	2.00

The reported uncertainty of measurement was based on a standard uncertainty multiplied by a coverage factor k , providing a level of confidence of approximately 95 %.

----- End -----

FCS-012 Revision: 01 Date: 20-04-65



CALIBRATION CERTIFICATE

Date of Issue Jul 21, 2023

Cert No. 23/2801

Site Calibration

Order No. 23070363

Customer

United Analyst and Engineering Consultant Co., Ltd. (UAE)

3 Soi Udomsuk 41, Sukhumvit Road, Bangchak, Phrakhanong, Bangkok, 10260

Place of Calibration

1350, 1352 Sutthisarnwinitchai Rd, Dindaeng, Bangkok 10400. (Calibration Room)

Description

Oven

Model

UF55

Serial No.

B222.2772

ID.No.

-

Date of Receipt

Jul 19, 2023

Date of Calibration

Jul 19, 2023

Environment

Temperature (Min) 24.7 °C (Max) 25.3 °C
Relative Humidity (Min) 47.3 %RH (Max) 58.9 %RH

Calibration Method

WI-17 : The reference thermometer was placed into the chamber and measurement was performed based on AS-2853.
The temperature scale in use at this laboratory is the International Temperature Scale of 1990.

Standard

1) Data Acquisition with Sensor Model 34972A S/N. MY59003190, Certificate No. QR23-1303, Calibrated by
Quality Reborn Co., Ltd., ONAC Calibration No. 0292. Due Date May 15, 2024.

This certificate is traceable to SI unit.

Page 1 of 4

This certificate is issued in accordance with the conditions of Thermology Laboratory. The traceability to recognised national standard and the unit of measurement realised at corresponding national standard laboratory. This certificate may not be reproduced other than in full except with the prior written approval of laboratory.

เอกสารไม่ควบคุม



Thermology Co., Ltd.

96/177-96/178 Moo 6, T. La-harn, A. Bangbuathong, Nonthaburi 11110
Tel : 0 2191 6479 Fax : 0 2191 6480 website : www.thermology.co



CALIBRATION CERTIFICATE

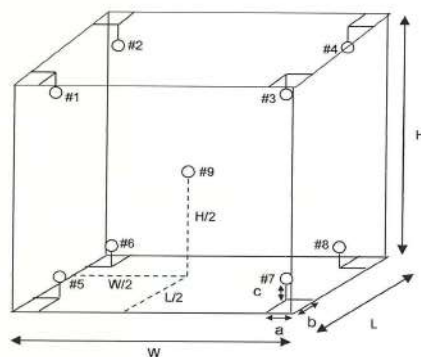
Date of Issue Jul 21, 2023

Cert No. 23/2801

Site Calibration

Order No. 23070363

Results (without adjustment)



Position of reference thermometers were placed

Note.

- 1). Dimension (W x L x H) is 40 x 33 x 40 cm.
- 2). Stability - greatest one half of difference between max peak and min peak of each reference probe measured temperature obtained during the calibration interval.
- 3). Uniformity - the maximum difference of measured temperatures at any sensors and the measured temperature at the reference location which are observed at the same time or at as close an observation time as possible to determine the temperature pattern or homogeneity within the chamber under steady state conditions. The reference sensor should preferably be located at the geometric center of the chamber.

เอกสารไม่



Thermology Co., Ltd.

96/177-96/178 Moo 6, T. La-harn, A. Bangbuathong, Nonthaburi 11110
Tel : 0 2191 6479 Fax : 0 2191 6480 website : www.thermology.co



CALIBRATION CERTIFICATE

Date of Issue Jul 21, 2023

Cert No. 23/2801

Site Calibration

Order No. 23070363

Results (without adjustment)

UUC Setting (°C)	UUC Reading (°C)	Reference Thermometer (°C)		Stability ± (°C)	Uniformity (°C)	Uncertainty ± (°C)
104.0	104.0	Position 1	104.044	0.091	0.971	0.38
		Position 2	104.082			
		Position 3	104.312			
		Position 4	104.311			
		Position 5	104.406			
		Position 6	104.074			
		Position 7	103.562			
		Position 8	103.937			
		Position 9	104.438			

UUC Setting (°C)	UUC Reading (°C)	Reference Thermometer (°C)		Stability ± (°C)	Uniformity (°C)	Uncertainty ± (°C)
180.0	180.0	Position 1	179.769	0.123	1.253	0.44
		Position 2	179.627			
		Position 3	180.133			
		Position 4	180.181			
		Position 5	180.495			
		Position 6	179.843			
		Position 7	179.688			
		Position 8	179.229			
		Position 9	180.440			

เอกสารไม่



Thermology Co., Ltd.

96/177-96/178 Moo 6, T. La-harn, A. Bangbua Thong, Nonthaburi 11110
Tel : 0 2191 6479 Fax : 0 2191 6480 website : www.thermology.co



CALIBRATION CERTIFICATE

Date of Issue Jul 21, 2023
Site Calibration


Cert No. 23/2801
Order No. 23070363

The stability and uniformity was taken into account in the measurement uncertainty stated.

The above results are valid exclusively for calibration samples as mentioned in the report.

The reported expanded uncertainty is based on a standard uncertainty multiplied by a coverage factor $k=2$, providing a level of confidence of approximately 95%. The uncertainty evaluation has been carried out in accordance with ONAC requirements.

APPROVED SIGNATORY :

- 
[] MR. PRAJUCKETCH THONGSOOKCHOTE
[] MR. DAMRONG MULSING
[] MR. JATURAPAT THONGSOOKCHOTE

Page 4 of 4

เอกสารไม่ควบคุม



TECHNOLOGY PROMOTION ASSOCIATION (THAILAND-JAPAN)
CORPORATE SERVICES 3: EQUIPMENT CALIBRATION AND TESTING SERVICES
534/4 PATTANAKARN ROAD SOI 18, SUANLUANG, SUANLUANG BANGKOK 10250
TEL. 0-2717-3000-29 FAX. 0-2719-9484



Cert. No.: 23TM249
Page : 1 of 3

Certificate of Calibration

Equipment : BOD Incubator
Manufacturer : Arco
Model : UC4-1320
Serial No. : 13URC4S013201
ID No. : UAE.WAO.015/2561
Submitted by : United Analyst and Engineering Consultant Co.,Ltd.
3 Soi Udomsuk 41, Sukhumvit Road,
Bangchak, Phrakhanong,
Bangkok 10260
Location : Lab Floor 2
Received Order : 15 February 2023
Calibration Date : 15 February 2023
Ambient Temperature : $(26 \pm 10) ^\circ\text{C}$
Relative Humidity : $(50 \pm 30) \%$
Calibrated by : Preecha Hlahib
Approved by : 
Approved Signatory
☐ Pornthippa Tameyakul
☒ Malee Butkruea
☐ Suwit Imjai

Issue Date : 24 February 2023

The Uncertainties are for a confidence probability of approximately 95%

This certificate may not be reproduced other than in full, except with the prior written
Approval of the head of Corporate Services 3 : Equipment Calibration and Testing Services.

เอกสารไม่ควบคุม

A 0051476



Equipment : BOD Incubator
Condition As-Received : Used Item
Reference : 2302-0297OC-1

Cert. No.: 23TM249
Page : 2 of 3

Procedure Used :-

Calibration were conducted using calibration procedure CP-OT02 according to direct measurement method with Data Acquisition which connected with Resistance Temperature Detector (RTD).

The temperature scale used was based on ITS-90.

Condition of this result of calibration

1. Reference standard instrument:-

Instrument	Model	Serial No.	Cert. No.	Due Date
1) Data Acquisition	34972A	MY57013711	22LM93	02 Jul 2023

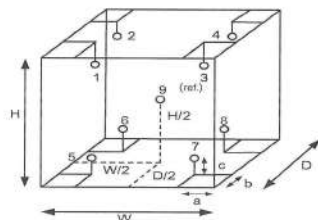
2. This certificate is valid only to the item calibrated on date and place of calibration.

3. This certification is traceable to the International System of Unit.

Result of Calibration :- (*) Without Adjustment

Function of UUC* : Temperature Source

Fresh air setting : Not Available



Probe Installation Details :

a = 10 cm
b = 10 cm
c = 10 cm

Dimension of Chamber :

D = 0.62 m
W = 1.2 m
H = 1.2 m
Capacity = 0.89 m³

Environment during calibration		
	Beginning	Finished
Temp. (°C)	29	31
REL.Humid. (%)	63	67
AC Supply (Volt)	220	220

Position :	Ref. Std. ID No.:
1	22-18RTD-2/1
2	18RTD-2/2
3	18RTD-2/3
4	18RTD-2/4
5	18RTD-2/5
6	18RTD-2/6
7	18RTD-2/7
8	18RTD-2/8
9 (ref.)	18RTD-2/9

เอกสารไม่ควบคุม

4440547



Equipment : BOD Incubator
Condition As-Received : Used Item
Reference : 2302-0297OC-1
Result of Calibration :- (*) Without Adjustment
Function of UUC* : Temperature Source
Fresh air setting : Not Available

Cert. No.: 23TM249
Page : 3 of 3

Calibration Point (°C)	UUC* Setting (°C)	UUC* Reading (°C)	Temperature stability (± °C)	Temperature uniformity (°C)	Overall Variation (°C)	Uncertainty (± °C)	Coverage Factor k
20.0	20.0	19.3	0.32	0.57	1.0	0.60	2

Calibration Point (°C)	Measured Temperature (°C)								
	Position								
	1	2	3	4	5	6	7	8	9 (ref.)
20.0	20.086	19.916	20.386	19.976	19.973	19.838	19.837	19.821	19.949

Average* : The average of 30 values in each position.

Temperature stability : One-half of the greatest maximum difference of measured temperature at any one sensor.

Temperature uniformity : The maximum difference of measured temperatures at any sensors and the measured temperature at the reference location which are observed at the same time or at as close an observation time as possible to determine the temperature pattern or homogeneity within the chamber under steady-state conditions.

Overall Variation : The Difference of the maximum and minimum measured temperatures throughout observation.

UUC* : Unit Under Calibration

Note : The reported uncertainty of measurement was included stability and excluded uniformity .

The reported uncertainty of measurement was based on a standard uncertainty multiplied by a coverage factor *k*, providing a level of confidence of approximately 95 %.

-o0o-

เอกสารไม่ควบคุม

a 1149512



TECHNOLOGY PROMOTION ASSOCIATION (THAILAND-JAPAN)
CORPORATE SERVICES 3: EQUIPMENT CALIBRATION AND TESTING SERVICES
534/4 PATTANAKARN ROAD SOI 18, SUANLUANG, SUANLUANG BANGKOK 10250
TEL. 0-2717-3000-29 FAX. 0-2719-9484



Cert. No.: 24TM303
Page : 1 of 3

Certificate of Calibration

Equipment : BOD Incubator
Manufacturer : Arco
Model : UC4-1320
Serial No. : 13URC4S013201
ID No. : UAE.WAO.015/2561
Submitted by : United Analyst and Engineering Consultant Co.,Ltd.
3 Soi Udomsuk 41, Sukhumvit Road,
Bangchak, Phrakhanong,
Bangkok 10260
Location : Lab Floor 2
Received Order : 10 February 2024
Calibration Date : 10 February 2024
Ambient Temperature : (26 ± 10) °C
Relative Humidity : (50 ± 30) %
Calibrated by : Tawatchai Pama
Approved by : [Signature]
() Pornthippa Tameyakul
(✓) Unnopphol Harachai
() Suwit Imjai
Issue Date : 19 February 2024

The Uncertainties are for a confidence probability of approximately 95%

This certificate may not be reproduced other than in full, except with the prior written
Approval of the head of Corporate Services 3 : Equipment Calibration and Testing Services.

เอกสารไม่ควบคุม



Equipment : BOD Incubator
Condition As-Received : Used Item
Reference : 2402-0234OC-1
Result of Calibration :- (*) Without Adjustment
Function of UUC* : Temperature Source
Fresh air setting : Not Available

Cert. No.: 24TM303
Page : 3 of 3

Calibration Point (°C)	UUC* Setting (°C)	UUC* Reading (°C)	Temperature stability (± °C)	Temperature uniformity (°C)	Overall Variation (°C)	Coverage Factor k
20.0	20.1	19.9	0.37	0.72	1.4	2

Calibration Point (°C)	Measured Temperature (°C)									Uncertainty (± °C)
	1	2	3	4	5	6	7	8	9 (ref.)	
20.0	19.873	19.803	20.322	19.690	19.615	19.585	19.612	19.558	19.645	0.58

Average* : The average of 30 values in each position.

Temperature stability : One-half of the greatest maximum difference of measured temperature at any one sensor.

Temperature uniformity : The maximum difference of measured temperatures at any sensors and the measured temperature at the reference location which are observed at the same time or at as close an observation time as possible to determine the temperature pattern or homogeneity within the chamber under steady-state conditions.

Overall Variation : The Difference of the maximum and minimum measured temperatures throughout observation.

UUC* : Unit Under Calibration

Note : The reported uncertainty of measurement was included stability and excluded uniformity .

The reported uncertainty of measurement was based on a standard uncertainty multiplied by a coverage factor *k*, providing a level of confidence of approximately 95 %.

-o0o-

เอกสารไม่



Equipment : BOD Incubator
Condition As-Received : Used Item
Reference : 2402-0234OC-1
Procedure Used :-

Cert. No.: 24TM303
Page : 2 of 3

Calibration were conducted using calibration procedure CP-OT02 based on TLAS G-20 according to direct measurement method with Data Acquisition which connected with Resistance Temperature Detector (RTD).

The temperature scale used was based on ITS-90.

Condition of this result of calibration

1. Reference standard instrument:-

Instrument	Serial No.	Cert. No.	Traceable	Due Date
1) Data Acquisition	MY59003411	23LM208	TPA	27 Dec 2024

2. This certificate is valid only to the item calibrated on date and place of calibration.

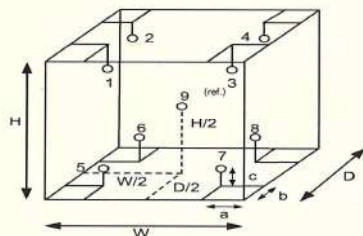
3. This certification is traceable to the International System of Unit.

Remark : TPA : Technology Promotion Association (Thailand - Japan)

Result of Calibration :- (*) Without Adjustment

Function of UUC* : Temperature Source

Fresh air setting : Not Available



Probe Installation Details :

Dimension of Chamber :	
a = 10 cm	D = 0.62 m
b = 10 cm	W = 1.2 m
c = 10 cm	H = 1.2 m
Capacity = 0.89 m ³	

Environment during calibration

	Beginning	Finished
Temp. (°C)	28	31
REL.Humid. (%)	70	65
AC Supply (Volt)	233	234

Position :	Ref. Std. ID No.:
1	20RTD-2/1
2	20RTD-2/2
3	20RTD-2/3
4	20RTD-2/4
5	20RTD-2/5
6	20RTD-2/6
7	20RTD-2/7
8	20RTD-2/8
9 (ref.)	20RTD-2/9

เอกสาร



Hanna Instruments (Thailand) Ltd.

410/67-68 Soi Ratchadapisek 24, Ratchadapisek Rd., Samsen-nok,

Huaykwang, Bangkok 10310 Tel: 0-2541-4199 Fax: 0-2541-4198



Certificate No. : HIT-2318-0547

Page : 1 of 2

CERTIFICATE OF CALIBRATION

Equipment : COD Test Tube Heater
Meter Model : HI839800-02 Serial No. : 1147807
Tube Heater : 25 Vial Capacity Accuracy : $\pm 2^{\circ}\text{C}$
Temperature Range : -10°C to 160°C Temperature of Reaction : 150°C
Ambient Temperature : $(25 \pm 2)^{\circ}\text{C}$ Relative Humidity : $(50 \pm 15)\% \text{ RH}$
Manufacturer : Hanna Instruments Made in : Romania
Condition As-Received : Used Product Reference : RE230642
Customer name : United Analyst and Engineering Consultant Co., Ltd.
81 Soi Udumsuk 41, Sukhumvit Rd., Bangchak,
Phrakhanong, Bangkok 10260
Received date : 21 April 2023
Calibrate date : 28 April 2023
Issue date : 2 May 2023
Calibrated Location : Hanna Instruments (Thailand) Ltd.
Calibration Procedure : This calibrator was conducted by using in-house: calibration procedure
CP-04 by using certified reference material

Calibrated by : ☒ Mr. Pichit Petthong
☐ Mr. Jakkapob Pentisan
☐ Mr. Channarong Soinak

Approved by : Mr. Anan Suwanchaisakul

Authorized Signatory



This certificate was certified only for the instrument we calibrated.

This result of calibration was found accurate on date and place of calibration only.

** This certificate may not be reproduced other than in full, except with the prior written **

approval of the head of Hanna Instrument (Thailand).

เอกสารไม่ควบคุม

Condition of this calibration result

Reference Standard Instruments:

Instruments	Model	Serial No.	Certificate No.	Traceable
Data Acquisition Switch Unit	34970A	MY44065265	WK2207-065-1	WK Electric Co., Ltd.

Calibration Result:

Measurement Temperature Source Accuracy for COD Reactor

Capacity (Vial)	Nominal Value (°C)	Average Value (°C)	(±)Uncertainty (°C)	(±)Tolerance of UUC (°C)	Acceptance Criteria
25 Vial	150.0	150.1	0.60	2	Pass

Figure: Shows the location of the temperature source.

(1A)	(2A)	(3A)	(4A)	(5A)
149.32°C	150.07°C	150.50°C	149.79°C	150.07°C
(1B)	(2B)	(3B)	(4B)	(5B)
149.68°C	149.85°C	150.84°C	150.52°C	149.69°C
(1C)	(2C)	(3C)	(4C)	(5C)
149.99°C	150.71°C	151.35°C	151.05°C	150.46°C
(1D)	(2D)	(3D)	(4D)	(5D)
150.00°C	150.50°C	150.08°C	149.90°C	149.85°C
(1E)	(2E)	(3E)	(4E)	(5)
149.44°C	150.06°C	150.56°C	150.11°C	149.51°C

Remark: The Acceptance criteria is the error value plus or minus the Measurement Uncertainty, and then Not More than the Tolerance value of UUC, therefore concluded that pass.

The reported uncertainty of measurement was based on standard uncertainty multiplied by a coverage factor $k=2$, providing a level of confidence of approximately 95%.


** End of certificate **

เอกสารไม่ควบคุม

CERTIFICATE OF CALIBRATION

Equipment :	COD Test Tube Heater		
Meter Model :	HI839800-02	Serial No. :	1147807
Tube Heater :	25 Vial Capacity	Resolution :	0.1°C
Temperature Range :	(-10 to 160)°C	Temperature of Reaction :	150°C
Manufacturer :	Hanna Instruments	Made in :	Romania
Condition As-Received :	Used Product	Reference :	RE240681
Ambient Temperature :	(25 ± 2)°C	Relative Humidity :	(50 ± 15)%RH
Customer name :	United Analyst and Engineering Consultant Co., Ltd.		
	3 Soi Udomsuk 41, Sukhumvit Rd., Bangchak,		
	Phrakhanong, Bangkok 10260		
Received date :	22 April 2024		
Calibrate date :	23 April 2024		
Issue date :	25 April 2024		
Calibrated Location :	Hanna Instruments (Thailand) Ltd.		
Calibration Procedure :	This calibrator was conducted by using in-house: calibration procedure CP-04 by using certified reference standard instruments.		

Calibrated by : ☒ Mr. Pichit Pettihong
☐ Mr. Channarong Soinak

Approved by : 
Mr. Anan Suwanchaisakul
Authorized Signatory

This certificate was certified only for the instrument we calibrated.

This result of calibration was found accurate on date and place of calibration only.

** This certificate may not be reproduced other than in full, except with the prior written **

approval of the head of Hanna Instrument (Thailand).

เอกสารไม่ควบคุม

Condition of this calibration result:

Reference Standard Instruments : This certification is traceable to the international unit of unit maintained through:

Instruments	Model	Serial No.	Certificate No.	Traceable
Data Acquisition Switch Unit	34970A	MY44065265	WK2307-164-1	WK Electric Co., Ltd.
Digital Thermo-Hygrometer	HT-771SD	AI.07155	24H41	Technology Promotion Association (Thailand-Japan).

Calibration Result:

Measurement Temperature Source Accuracy for COD Reactor.

Capacity (Vial)	Nominal Value (°C)	Average Value (°C)	Uncertainty of Measurement (±°C)
25 Vial	150.0	149.8	0.49

Unit : °C

(1A)	(2A)	(3A)	(4A)	(5A)
148.901	149.249	149.950	150.042	149.186
(1B)	(2B)	(3B)	(4B)	(5B)
149.724	149.578	149.852	150.100	150.117
(1C)	(2C)	(3C)	(4C)	(5C)
149.863	149.799	150.233	149.847	149.977
(1D)	(2D)	(3D)	(4D)	(5D)
149.550	149.666	149.958	149.744	149.819
(1E)	(2E)	(3E)	(4E)	(5E)
150.044	149.869	149.361	149.973	149.654

Figure: Shows the location of the temperature source.

The report uncertainty of measurement was based on a standard uncertainty multiplied by a coverage factor $k = 2$, providing a level of confidence of approximately 95%

** End of certificate **

เอกสารไม่ควบคุม

Verification Certificate

Certificate No.: 2304455-001-01
Client name: UNITED ANALYST AND ENGINEERING CONSULTANT CO., LTD.
Address: 3 Soi Udumsuk 41, Sukhumvit Road,
Bangchack, Prakhonong, Bangkok 10260

Page 1 of 4

Equipment: Digestion Unit (Heating Block)
Manufacturer: VELP SCIENTIFICA
Model: DKL20
Serial No.: 213517
ID No.: UAE.WAS.005/2555
Order No.: 2304455
Operation No.: 2304455-001
Date of Receipt: 28 August 2023
Date of Calibration: 28-29 August 2023

Calibrated by Mr.Manas Somsak Specialist
Approved by (Mr.Pheraphat Tuanjit)
Manager, Division of Calibration Laboratory
Responsible for the Technical Management Team
Date of Issue: 1 September 2023

The uncertainties are for a confidence probability of approximately 95 %.

This Certificate is issued in accordance with the conditions of accreditation granted by the Thai Laboratory Accreditation scheme which has assessed the measurement capability of the laboratory and its traceability to recognized national standards and to the units of measurement realized at the corresponding national standards laboratory. This certificate may not be reproduced other than in full except with the prior written approval of the National Food Institute.

F-CS-009 Revision: 01 Date: 20-04-65

เอกสารไม่ควบคุม



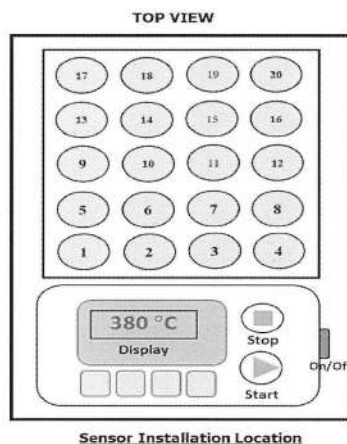
nfi.both

Verification Report

Certificate No.: 2304455-001-01
Equipment: Digestion Unit (Heating Block)
Model: DKL20 Serial No.: 213517
Resolution: 1 °C ID No.: UAE.WAS.005/2555
Manufacturer: VELP SCIENTIFICA
Date of Calibration: 28-29 August 2023
Calibration point: 380 °C
Calibration result: Continued

Page 4 of 4

Figure 1. Location of Reference Standard and Block Diagram of Digestion Unit



----- End -----

F-CS-012 Revision: 01 Date: 20-04-65



เอกสารไม่ควบคุม



TECHNOLOGY PROMOTION ASSOCIATION (THAILAND-JAPAN)
CORPORATE SERVICES 3: EQUIPMENT CALIBRATION AND TESTING SERVICES
534/4 PATTANAKARN ROAD SOI 18, SUANLUANG, SUANLUANG BANGKOK 10250
TEL. 0-2717-3000-29 FAX. 0-2719-9484



Cert. No.: 23TM728
Page: 1 of 3

Certificate of Calibration

Equipment : Incubator
Manufacturer : Memmert
Model : IPP 260
Serial No. : V616.0066
ID No. : UAE.MIC.032/2559
Submitted by : United Analyst and Engineering Consultant Co.,Ltd,
3 Soi Udomsuk 41, Sukhumvit Road,
Bangchak, Phrakhanong,
Bangkok 10260
Location : Microbiology Laboratory (302)
Received Order : 27 April 2023
Calibration Date : 27 - 28 April 2023
Ambient Temperature : (26 ± 10) °C
Relative Humidity : (50 ± 30) %
Calibrated by : Tawatchai Pama
Approved by :
() Pornthippa Tameyakul
(✓) Malee Butkruea
() Suwit Imjai
Issue Date : 11 May 2023

The Uncertainties are for a confidence probability of approximately 95%

This certificate may not be reproduced other than in full, except with the prior written
Approval of the head of Corporate Services 3: Equipment Calibration and Testing Services.

เอกสารไม่ควบคุม



Equipment : Incubator
 Condition As-Received : Used Item
 Reference : 2304-0461OC-6
 Result of Calibration :- (*) Without Adjustment
 Function of UUC* : Temperature Source
 Fresh air setting : Close

Cert. No.: 23TM728
 Page : 3 of 3

Calibration Point (°C)	UUC* Setting (°C)	UUC* Reading (°C)	Temperature stability (± °C)	Temperature uniformity (°C)	Overall Variation (°C)	Coverage Factor k
25.0	25.0	25.0	0.020	0.81	1.2	2
36.0	36.0	36.0	0.15	1.1	1.6	2

Calibration Point (°C)	Measured Temperature (°C)									Uncertainty
	Position									
	1	2	3	4	5	6	7	8	9 (ref.)	(± °C)
25.0	25.541	25.354	25.388	25.278	24.341	24.349	24.379	24.455	24.747	0.30
36.0	35.275	35.351	35.768	35.941	36.543	36.590	36.653	36.728	36.232	0.39

Average* : The average of 30 values in each position.

Temperature stability : One-half of the greatest maximum difference of measured temperature at any one sensor.

Temperature uniformity : The maximum difference of measured temperatures at any sensors and the measured temperature at the reference location which are observed at the same time or at as close an observation time as possible to determine the temperature pattern or homogeneity within the chamber under steady-state conditions.

Overall Variation : The Difference of the maximum and minimum measured temperatures throughout observation.

UUC* : Unit Under Calibration

Note : The reported uncertainty of measurement was included stability and excluded uniformity .

The reported uncertainty of measurement was based on a standard uncertainty multiplied by a coverage factor k, providing a level of confidence of approximately 95 %.

-o0o-

เอกสารไม่คว



Equipment : Incubator
 Condition As-Received : Used Item
 Reference : 2304-0461OC-6
 Procedure Used :-

Cert. No.: 23TM728
 Page : 2 of 3

Calibration were conducted using calibration procedure CP-OT02 according to direct measurement method with Data Acquisition which connected with Resistance Temperature Detector (RTD).

The temperature scale used was based on ITS-90.

Condition of this result of calibration

1. Reference standard instrument:-

Instrument	Model	Serial No.	Cert. No.	Due Date
1) Data Acquisition	34972A	MY57013711	22LM93	02 Jul 2023

2. This certificate is valid only to the item calibrated on date and place of calibration.

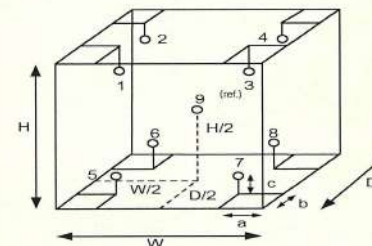
3. This certification is traceable to the International System of Unit.

Result of Calibration :- (*) Without Adjustment

Function of UUC* : Temperature Source

Fresh air setting : Close

Environment during calibration		
	Beginning	Finished
Temp. (°C)	25	22
REL Humid. (%)	76	83
AC Supply (Volt)	231	231



Probe Installation Details :

a = 10 cm
 b = 10 cm
 c = 10 cm

Dimension of Chamber :

D = 0.50 m
 W = 0.64 m
 H = 0.80 m
 Capacity = 0.26 m³

Position :	Ref. Std. ID No.:
1	22-18RTD-2/1
2	18RTD-2/2
3	18RTD-2/3
4	18RTD-2/4
5	18RTD-2/5
6	18RTD-2/6
7	18RTD-2/7
8	18RTD-2/8
9 (ref.)	18RTD-2/9

เอกสารไม่คว



TECHNOLOGY PROMOTION ASSOCIATION (THAILAND-JAPAN)
CORPORATE SERVICES 3: EQUIPMENT CALIBRATION AND TESTING SERVICES
534/4 PATTANAKARN ROAD SOI 18, SUANLUANG, SUANLUANG BANGKOK 10250
TEL.0-2717-3000-29 FAX.0-2719-9484



Certificate of Calibration

Cert. No.: 24TM648
Page : 1 of 3

Equipment : Incubator
Manufacturer : Memmert
Model : IPP 260
Serial No. : V615.0187
ID No. : UAE.MIC.003/2559
Submitted by : United Analyst and Engineering Consultant Co.,Ltd.
3 Soi Udomsuk 41, Sukhumvit Road,
Bangchak, Phrakhanong,
Bangkok 10260
Location : Microbiology Laboratory
Received Order : 01 April 2024
Calibration Date : 01 April 2024
Ambient Temperature : $(26 \pm 10) ^\circ\text{C}$
Relative Humidity : $(50 \pm 30) \%$
Calibrated by : Man Pattanaoongpaiboon
Approved by :
() Ponpan Paipim
(✓) Suwit Imjai
() Kunchit Promprat
Issue Date : 7 April 2024

The Uncertainties are for a confidence probability of approximately 95%

This certificate may not be reproduced other than in full, except with the prior written
Approval of the head of Corporate Services 3 : Equipment Calibration and Testing Services.

เอกสารไม่ควบคุม



Equipment : Incubator
Condition As-Received : Used Item
Reference : 2404-0003OC-1
Procedure Used :-

Cert. No.: 24TM648
Page : 2 of 3

Calibration were conducted using calibration procedure CP-OT02 based on TLAS G-20 according to direct measurement method with Data Acquisition which connected with Resistance Temperature Detector (RTD).
The temperature scale used was based on ITS-90.

Condition of this result of calibration

1. Reference standard instrument:-

Instrument	Serial No.	Cert. No.	Traceable	Due Date
1) Data Acquisition	MY49023932	23LM122	TPA	26 Jul 2024

2. This certificate is valid only to the item calibrated on date and place of calibration.

3. This certification is traceable to the International System of Unit.

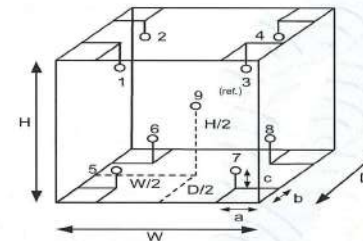
Remark : TPA : Technology Promotion Association (Thailand - Japan)

Result of Calibration :- (*) Without Adjustment

Function of UUC* : Temperature Source

Fresh air setting : Close

Environment during calibration		
	Beginning	Finished
Temp. (°C)	24	24
REL.Humid. (%)	54	57
AC Supply (Volt)	221	223



Probe Installation Details :

a = 5.0 cm
b = 5.0 cm
c = 5.0 cm

Dimension of Chamber :

D = 0.50 m
W = 0.64 m
H = 0.80 m
Capacity = 0.26 m³

Position :	Ref. Std. ID No.:
1	19-16RTD-01
2	19-16RTD-02
3	19-16RTD-03
4	19-16RTD-04
5	19-16RTD-05
6	19-16RTD-06
7	21-16RTD-07
8	19-16RTD-08
9 (ref.)	19-16RTD-09

เอกสารไม่ควบคุม



Equipment : Incubator
Condition As-Received : Used Item
Reference : 2404-0003OC-1
Result of Calibration :- (*) Without Adjustment
Function of UUC* : Temperature Source
Fresh air setting : Close

Cert. No.: 24TM648

Page : 3 of 3

Calibration Point (°C)	UUC* Setting (°C)	UUC* Reading (°C)	Temperature stability (± °C)	Temperature uniformity (°C)	Overall Variation (°C)	Coverage Factor <i>k</i>
35.0	35.0	35.0	0.028	0.13	0.24	2

Calibration Point (°C)	Measured Temperature (°C)									Uncertainty (± °C)
	Position									
	1	2	3	4	5	6	7	8	9 (ref.)	
35.0	34.908	35.004	34.989	35.099	35.089	35.095	34.921	34.936	35.002	0.30

Average* : The average of 30 values in each position.

Temperature stability : One-half of the greatest maximum difference of measured temperature at any one sensor.

Temperature uniformity : The maximum difference of measured temperatures at any sensors and the measured temperature at the reference location which are observed at the same time or at as close an observation time as possible to determine the temperature pattern or homogeneity within the chamber under steady-state conditions.

Overall Variation : The Difference of the maximum and minimum measured temperatures throughout observation.

UUC* : Unit Under Calibration

Note : The reported uncertainty of measurement was included stability and excluded uniformity .

The reported uncertainty of measurement was based on a standard uncertainty multiplied by a coverage factor *k*, providing a level of confidence of approximately 95 %.

-o0o-

เอกสารไม่ควบคุม



TECHNOLOGY PROMOTION ASSOCIATION (THAILAND-JAPAN)
CORPORATE SERVICES 3: EQUIPMENT CALIBRATION AND TESTING SERVICES
534/4 PATTANAKARN ROAD SOI 18, SUANLUANG, SUANLUANG BANGKOK 10250
TEL. 0-2717-3000-29 FAX. 0-2719-9484



Cert. No.: 23TM1078

Page : 1 of 3

Certificate of Calibration

Equipment : Water Bath
Manufacturer : Memmert
Model : WB 14
Serial No. : I401.0569
ID No. : UAE.MIC.004/2544
Submitted by : United Analyst and Engineering Consultant Co.,Ltd.
3 Soi Udomsuk 41, Sukhumvit Road,
Bangchak, Phrakhanong,
Bangkok 10260
Location : Microbiology Laboratory
Received Order : 10 July 2023
Calibration Date : 10 July 2023
Ambient Temperature : (26 ± 10) °C
Relative Humidity : (50 ± 30) %
Calibrated by : Man Pattanapongpaiboon

Approved by : 
Approved Signatory

() Pornthippa Tameyakul
(✓) Malee Butkruea
() Suwit Imjai

Issue Date : 20 July 2023

The Uncertainties are for a confidence probability of approximately 95%

This certificate may not be reproduced other than in full, except with the prior written
Approval of the head of Corporate Services 3 : Equipment Calibration and Testing Services.

เอกสารไม่ควบคุม

A 0056395



Equipment : Water Bath
Condition As-Received : Used Item
Reference : 2307-0087OC-5
Procedure Used :-

Cert. No.: 23TM1078
Page : 2 of 3

Calibration were conducted using in-house calibration procedure CP-OT04 according to direct measurement method with Data Acquisition which connected with Industrial Platinum Resistance Thermometer (IPRT).

The temperature scale used was based on ITS-90.

Condition of this result of calibration

1. Reference standard instrument:-

Instrument	Serial No.	Cert. No.	Traceable	Due Date
1) Data Acquisition	MY59003411	22LM165	TPA	26 Nov 2023

2. This certificate is valid only to the item calibrated on date and place of calibration.

3. This certification is traceable to the International System of Unit.

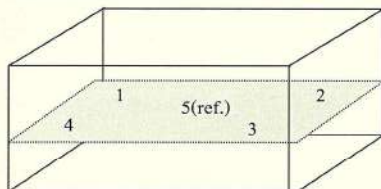
Remark : TPA : Technology Promotion Association (Thailand - Japan)

Result of Calibration :- (*) Without Adjustment

Function of UUC* : Temperature Source

Heat transfer medium used : Water

	Environmental		AC Voltage Supply
	(°C)	(%R.H.)	(Volt)
Beginning of Calibration	25	58	223
Finished of Calibration	25	61	224



Front

Position :	Ref. Std. ID No.:
1	4804539-001
2	4804539-002
3	4804539-003
4	4804539-004
5(ref.)	4804539-005

เอกสารไม่ควบคุม

a 1172089



Equipment : Water Bath
Condition As-Received : Used Item
Reference : 2307-0087OC-5
Result of Calibration :- (*) Without Adjustment
Function of UUC* : Temperature Source

Cert. No.: 23TM1078
Page : 3 of 3

Calibration point (°C)	UUC* Setting (°C)	UUC* Reading (°C)	Average* Standard Reading (°C)					Uncertainty
			Position					
			1	2	3	4	5 (ref.)	(± °C)
41.5	41.5	41.5	41.438	41.407	41.413	41.331	41.448	0.16

Calibration point (°C)	Uniformity (°C)	Stability (± °C)	Coverage Factor <i>k</i>
41.5	0.21	0.082	2

Average* : The average of 30 values in each position.

Uniformity : The maximum difference of measured temperatures at any sensors and the measured temperature at the reference location which are observed at the same time or at as close an observation time as possible to determine the temperature pattern or homogeneity within the chamber under steady-state conditions.

Stability : One-half of the greatest maximum difference of measured temperature at any one probe.

UUC* : Unit Under Calibration

Note : The reported uncertainty of measurement was included stability and excluded uniformity.

The reported uncertainty of measurement was based on a standard uncertainty multiplied by a coverage factor *k*, providing a level of confidence of approximately 95 %.

-o0o-

เอกสารไม่ควบคุม

a 1172088



Certificate of Calibration



Equipment: Balance
Model: PX623
Serial No. (or ID.): C236754745 (UAE.MIC.055/2565)
Manufacturer: Ohaus
Condition: In condition

Certificate No.: C01234158
Issued Date: 08 December 2023
Job No.: WO-00011251
Page: 1 of 3

Customer: United Analyst and Engineering Consultant Co., Ltd.
3 Soi Udomsuk 41, Sukhumvit Road, Bangchak Sub-District,
Phrakhanong District, Bangkok, THAILAND 10260

Environment Condition: Temperature 25 °C ± 0.5 °C
Humidity 54 %RH ± 1.7 %RH

Calibration Place: United Analyst and Engineering Consultant Co., Ltd. (301 Microbiology Room)
3 Soi Udomsuk 41, Sukhumvit Road, Bangchak Sub-District,
Phrakhanong District, Bangkok, THAILAND 10260

Calibration By: Mr. Adisai Maknoi
Calibration Date: 07 December 2023
The Method used: In-house method, CAL-WI-47, based on UKAS Lab 14
Traceability: This certificate is traceable to the SI Units maintained by National Institute of Metrology (NIMT), Thailand through DKSH Technology Co., Ltd. Certificate No. C02222534

(Mr. Adisai Maknoi)

Person in charge

(Mr. Rungrod Jenkitrakulchai)

Authorized signatory

This certificate is issued the units of measurement according to the International System of Units (SI). It provides traceability of measurement to international or national standard or other recognized national standard laboratories.

The measurement uncertainty stated is the expanded uncertainty which is obtained from the standard uncertainty multiplied by the coverage factor (k=2) to provide a level of confidence of approximately 95%. It is determined in accordance with the Guide to Expression of Uncertainty in Measurement (GUM).

These results may be affected by deviations from specified conditions. The results relate only to the items tested, calibrated or sampled. The report shall not be reproduced except in full without approval of DKSH Technology Limited.

บริษัท ดีเคเอสเอช เทคโนโลยี จำกัด
DKSH Technology Limited
2533 ถนนสุขุมวิท แขวงบางจาก เขตพระโขนง กรุงเทพมหานคร 10260
2533 Sukhumvit Road, Bangchak, Phrakhanong, Bangkok 10260
Phone: +66 2639 7000 Email: info.calibration@dksh.com Website: www.dksh.com/scientific-thailand

Delivering Growth – in Asia and Beyond.

เอกสารไม่ควบคุม

CAL-FM-C01-14: 12 Sep 2022






Certificate No.: C01234158

Page: 2 of 3

Calibration Results:

Before Adjustment

Eccentric Error: Weight to be 1/3 or 1/2 of Maximum capacity, taken from the center of the pan as a zero reference.

			Nominal Test Value	200	(g)
Reference Points (g)					
A	B	C	D	E	
-	0.000	-0.003	0.000	0.001	

Repeatability: Determination of the standard deviation of weighing balance., Readability 0.001 (g)

Nominal test value (g)	Standard Deviation
50	0.0006
500	0.0008

Error of indication from nominal or conventional mass value., Readability 0.001 (g)

Nominal Value (g)	Conventional Mass (g)	Displayed Value (g)	Error of Indication (g)	Uncertainty (g)	k
1	1.0000	1.000	0.000	0.0013	2.10
5	5.0001	5.000	0.000	0.0013	2.10
10	10.0001	10.001	0.001	0.0013	2.10
20	20.0000	20.000	0.000	0.0013	2.09
50	50.0001	50.000	0.000	0.0013	2.09
100	100.0001	100.001	0.001	0.0013	2.09
200	200.0004	200.002	0.002	0.0014	2.07
300	300.0005	300.002	0.002	0.0015	2.05
400	400.0006	400.004	0.003	0.0016	2.03
500	500.0006	500.008	0.007	0.0019	2.02
600	600.0007	600.009	0.008	0.0021	2.01

บริษัท ดีเคเอสเอช เทคโนโลยี จำกัด
DKSH Technology Limited
2533 ถนนสุขุมวิท แขวงบางจาก เขตพระโขนง กรุงเทพมหานคร 10260
2533 Sukhumvit Road, Bangchak, Phrakhanong, Bangkok 10260
Phone: +66 2639 7000 Email: info.calibration@dksh.com Website: www.dksh.com/scientific-thailand

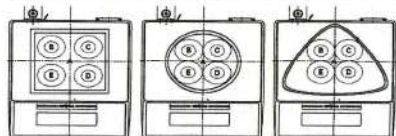
Delivering Growth – in Asia and Beyond.

เอกสารไม่ควบคุม

CAL-FM-C01-14: 12 Sep 2022

After Adjustment

Eccentric Error: Weight to be 1/3 or 1/2 of Maximum capacity, taken from the center of the pan as a zero reference.



Nominal Test Value 200 (g)

Reference Points (g)				
A	B	C	D	E
-	0.001	-0.002	-0.002	0.001

Repeatability: Determination of the standard deviation of weighing balance., Readability 0.001 (g)

Nominal test value (g)	Standard Deviation
50	0.0006
500	0.0008

Error of indication from nominal or conventional mass value., Readability 0.001 (g)

Nominal Value (g)	Conventional Mass (g)	Displayed Value (g)	Error of Indication (g)	Uncertainty (g)	k
1	1.0000	1.000	0.000	0.0013	2.10
5	5.0001	5.000	0.000	0.0013	2.10
10	10.0001	10.000	0.000	0.0013	2.10
20	20.0000	20.000	0.000	0.0013	2.10
50	50.0001	50.000	0.000	0.0013	2.10
100	100.0001	100.000	0.000	0.0014	2.09
200	200.0004	200.000	0.000	0.0014	2.07
300	300.0005	300.001	0.001	0.0015	2.05
400	400.0006	400.002	0.001	0.0017	2.04
500	500.0006	500.001	0.000	0.0019	2.02
600	600.0007	600.002	0.001	0.0021	2.01

The End of Certificate

Statements of conformity:

This conformity certificate documents the validity of the following statements of conformity based on the measurement results of corresponding calibration certificate:

The error of indication determined during calibration are under given measurement and environmental conditions and considering the expanded measurement uncertainty (coverage probability 95%) within the specification. The given measurement uncertainty already includes other all effects by according to the standard method, UKAS Lab14. Therefore, those parameters have not been assessed separately.

Tolerance and Decision rules:

Assessment of the conformity of the measurement device are done based on direct comparison of the relevant measurement results with the tolerances and decision rule are prescribed by the customer.

- Decision rule :**
- ☐ Choice A Binary Statement for Simple Acceptance Rule ($w = 0$), Specific Risk < 50% PFA.
 - ☒ Choice B Non-binary statement with guard band ($w = 1$ U), Pass or Fail Specific Risk < 2.5% PFA and Condition Pass or Condition Fail Specific Risk < 50% PFA.
 - ☐ Choice C Customer defined, Customers may define arbitrary multiple of r to have applied as guard band ($w = r$ U) .
- ; PFA – Probability of False Accept



(Mr. Rungrod Jenkitrakulchai)

Authorized signatory

Statements of conformity:

Before Adjustment

Readability: 0.001 g

Nominal Value g	Error of indication g	Guard band (w) g	Tolerance (\pm) g	Conformity
1	0.000	0.0013	0.002	Pass
5	0.000	0.0013	0.010	Pass
10	0.001	0.0013	0.020	Pass
20	0.000	0.0013	0.040	Pass
50	0.000	0.0013	0.100	Pass
100	0.001	0.0013	0.200	Pass
200	0.002	0.0014	0.400	Pass
300	0.002	0.0015	0.600	Pass
400	0.003	0.0016	0.800	Pass
500	0.007	0.0019	1.000	Pass
600	0.008	0.0021	1.200	Pass

The validity of the statements of conformity cannot be guaranteed for different places of use, environmental conditions or improper use.

Statements of conformity:

After Adjustment

Readability: 0.001 g

Nominal Value g	Error of indication g	Guard band (w) g	Tolerance (\pm) g	Conformity
1	0.000	0.0013	0.002	Pass
5	0.000	0.0013	0.010	Pass
10	0.000	0.0013	0.020	Pass
20	0.000	0.0013	0.040	Pass
50	0.000	0.0013	0.100	Pass
100	0.000	0.0014	0.200	Pass
200	0.000	0.0014	0.400	Pass
300	0.001	0.0015	0.600	Pass
400	0.001	0.0017	0.800	Pass
500	0.000	0.0019	1.000	Pass
600	0.001	0.0021	1.200	Pass

The validity of the statements of conformity cannot be guaranteed for different places of use, environmental conditions or improper use.

The End of Statements of conformity

ใบตรวจสอบสภาพเครื่องชั่ง

เลขที่ใบงาน: WO-00011251

ชนิดเครื่องมือ: Balance

รุ่น: PX623

หมายเลขเครื่อง: C236754745

ตรวจสอบ (รับ)		รายการตรวจเช็ค	ตรวจสอบ (ส่ง)		หมายเหตุ
07 Dec 2023			07 Dec 2023		
ปกติ	ไม่ปกติ		ปกติ	ไม่ปกติ	
		General			
<input checked="" type="checkbox"/>	<input type="checkbox"/>	1. สายไฟ/Adapter, power supply 220/110V	<input checked="" type="checkbox"/>	<input type="checkbox"/>	
<input checked="" type="checkbox"/>	<input type="checkbox"/>	2. ความสมบูรณ์ชุดกระจกกันลม (Cover)	<input checked="" type="checkbox"/>	<input type="checkbox"/>	
<input checked="" type="checkbox"/>	<input type="checkbox"/>	3. ความสมบูรณ์ชุดของระดับน้ำ	<input checked="" type="checkbox"/>	<input type="checkbox"/>	
<input checked="" type="checkbox"/>	<input type="checkbox"/>	4. การปรับระดับของขาตั้งเครื่อง	<input checked="" type="checkbox"/>	<input type="checkbox"/>	
<input checked="" type="checkbox"/>	<input type="checkbox"/>	5. การตอบสนองของไมกิด	<input checked="" type="checkbox"/>	<input type="checkbox"/>	
<input checked="" type="checkbox"/>	<input type="checkbox"/>	6. ความสมบูรณ์ของ Display	<input checked="" type="checkbox"/>	<input type="checkbox"/>	
<input checked="" type="checkbox"/>	<input type="checkbox"/>	7. การแสดงผลของ Display หลังวางน้ำหนัก	<input checked="" type="checkbox"/>	<input type="checkbox"/>	
<input checked="" type="checkbox"/>	<input type="checkbox"/>	8. ชุดรองจานชั่ง (Stopper) / pan support	<input checked="" type="checkbox"/>	<input type="checkbox"/>	
<input checked="" type="checkbox"/>	<input type="checkbox"/>	9. การทำงานของ Function Internal / External	<input checked="" type="checkbox"/>	<input type="checkbox"/>	
<input checked="" type="checkbox"/>	<input type="checkbox"/>	10. ความสะอาดของตัวเครื่องภายนอกและแกน load cell	<input checked="" type="checkbox"/>	<input type="checkbox"/>	
<input checked="" type="checkbox"/>	<input type="checkbox"/>	11. สภาวะแวดล้อม ณ สถานที่ตั้งเครื่อง	<input checked="" type="checkbox"/>	<input type="checkbox"/>	

หมายเหตุเพิ่มเติม/ข้อแนะนำ :

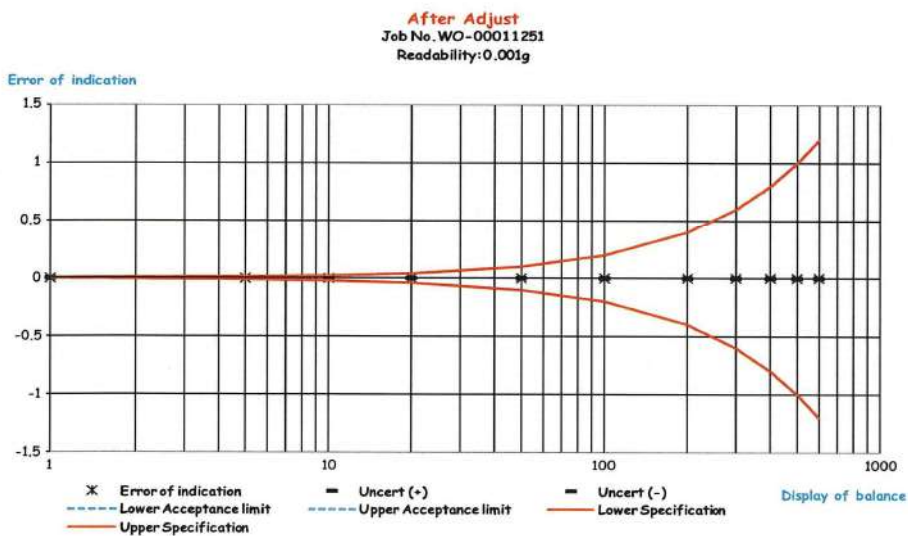
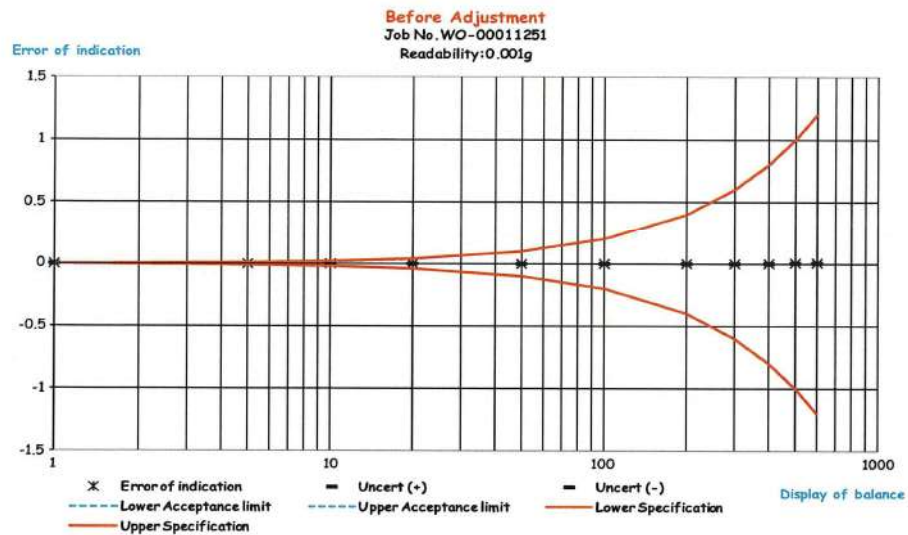
Mr. Adisai Maknoi
Service Engineer

บริษัท ดีเคเอสเอช เทคโนโลยี จำกัด
DKSH Technology Limited
2533 ถนนสุขุมวิท แขวงบางจาก เขตพระโขนง กรุงเทพมหานคร 10260
2533 Sukhumvit Road, Bangchak, Phra Khanong, Bangkok 10260
Phone: +66 2639 7000 Email: info.calibration@dksh.com Website: www.dksh.com/scientific-thailand

Delivering Growth - in Asia and Beyond.

เอกสารไม่ควบคุม

เอกสารไม่ควบคุม





Certificate of Calibration

Equipment: Autoclave
Model: CL-40L
Serial No. (or ID.): 810010
Manufacturer: ALP
Condition: In Condition

Certificate No.: C11230106
Issued Date: 11 June 2023
Job No.: KSPR2308770
Page: 1 of 4

Customer: United Analyst and Engineering Consultant Company Limited.
3 Soi Udomsuk 41 Sukhumvit Road,
Bangkok, Prakanong, Bangkok 10260 Thailand.

Environment Condition: Temperature: 22 °C ± 0.8 °C
Humidity: 58 %RH ± 4.0 %RH
Voltage: 229 VAC ± 1.3 VAC

Calibration Place: United Analyst and Engineering Consultant Company Limited. (301 Room)
3 Soi Udomsuk 41 Sukhumvit Road,
Bangkok, Prakanong, Bangkok 10260 Thailand.

Calibration By: Mr. Amornthep Phumpho

Calibration Date: 09 June 2023

The Method used: In house method, CAL-WI-18, base on BS 2646 : Part 5

Traceability: This certificate is traceable to the SI Units maintained by National Institute of Metrology (NIMT), Thailand through Quality reborn Co., Ltd.
Certificate No.QR23-0086

(Mr. Amornthep Phumpho)

Person in charge

(Mr. Udon Srichana)

Authorized signatory

This certificate is issued the units of measurement according to the International System of Units (SI). It provides traceability of measurement to international or national standard or other recognized national standard laboratories.

The measurement uncertainty stated is the expanded uncertainty which is obtained from the standard uncertainty multiplied by the coverage factor (k=2) to provide a level of confidence of approximately 95%. It is determined in accordance with the Guide to Expression of Uncertainty in Measurement (GUM).

These results may be affected by deviations from specified conditions. The results relate only to the items tested, calibrated or sampled. The report shall not be reproduced except in full without approval of DKSH Technology Limited.

บริษัท ดีเคเอสเอช เทคโนโลยี จำกัด
DKSH Technology Limited
2533 ถนนสุขุมวิท แขวงบางจาก เขตพระโขนง กรุงเทพมหานคร 10260
2533 Sukhumvit Road, Bangchak, Phrakhanong, Bangkok 10260
Phone: +66 2639 7000 Email: info.calibration@dksh.com Website: www.dksh.com/scientific-thailand

Delivering Growth – in Asia and Beyond.

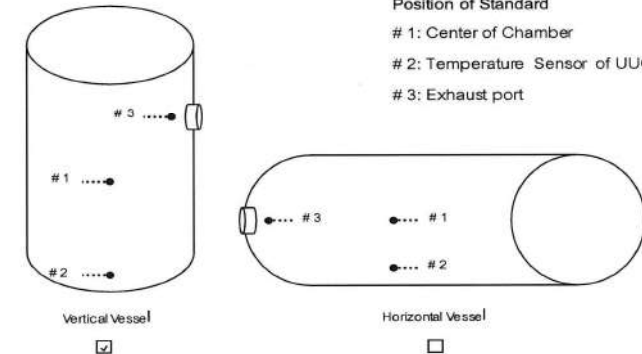
เอกสารไม่ควบคุม

CAL-FM-C11-15: 12 Sep 2022



Certificate No.: C11230106

Page: 2 of 4



Standard Installation Locations

Standard Locations (#1): Geometric center of the chamber
Standard Locations (#2): Distance from temperature sensor of UUC 2 (cm.)
Standard Locations (#3): Distance from the wall 5 (cm.)

Position of Std	#1	#2	#3
Channel of Logger	4	5	6

Definitions

Indicating Temperature: The average reading of indicating device which forms the integral part of the enclosure.

Measured Temperature: The average reading of standards at any positions or location.

Measured Stability: The one-half of greatest maximum difference of measured temperatures at any one probe.

บริษัท ดีเคเอสเอช เทคโนโลยี จำกัด
DKSH Technology Limited
2533 ถนนสุขุมวิท แขวงบางจาก เขตพระโขนง กรุงเทพมหานคร 10260
2533 Sukhumvit Road, Bangchak, Phrakhanong, Bangkok 10260
Phone: +66 2639 7000 Email: info.calibration@dksh.com Website: www.dksh.com/scientific-thailand

Delivering Growth – in Asia and Beyond.

เอกสารไม่ควบคุม

CAL-FM-C11-15: 12 Sep 2022

Calibration Results:

Without adjustment

Measurement Temperature at Spread Locations, Indicating of Unit Under Calibration: 115.0 °C

Locations	Measured Temperature (°C)	Correction of UUC. (°C)	Uncertainty (± °C)
#1	115.34	0.34	0.35
#2	115.43	0.43	0.35
#3	115.43	0.43	0.35

Temperature Distribution

Temperature			Pressure	Measured Temperature at Spread Locations			Uncertainty (± °C)*
Desired (°C)	Setting (°C)	Indicating (°C)	Indicating Mpa	#1 (°C)	#2 (°C)	#3 (°C)	
115	115	115.0	0.08	115.34	115.43	115.43	0.35

Chamber Characterization

Indicating Temperature (°C)	Indicating Pressure Mpa	Measured Stability (± °C)
115.0	0.08	0.15

Note: * Maximum uncertainty of the each position

Record every 10 seconds after reaching steady state or after one achieved complete cycle.

Without adjustment

Measurement Temperature at Spread Locations, Indicating of Unit Under Calibration: 121.0 °C

Locations	Measured Temperature (°C)	Correction of UUC. (°C)	Uncertainty (± °C)
#1	121.34	0.34	0.35
#2	121.40	0.40	0.35
#3	121.26	0.26	0.35

Temperature Distribution

Temperature			Pressure	Measured Temperature at Spread Locations			Uncertainty (± °C)*
Desired (°C)	Setting (°C)	Indicating (°C)	Indicating Mpa	#1 (°C)	#2 (°C)	#3 (°C)	
121	121	121.0	0.12	121.34	121.40	121.26	0.35

Chamber Characterization

Indicating Temperature (°C)	Indicating Pressure Mpa	Measured Stability (± °C)
121.0	0.12	0.07

Note: * Maximum uncertainty of the each position

Record every 10 seconds after reaching steady state or after one achieved complete cycle.

The End of Certificate